

DSE MARKET SUMMARY							
	Today	Yday	Point Change	Δ Daily	Δ 1 Month	Δ YTD	Δ 1 Year
DSEX	6,994	6,933	▲ 61.5	0.9%	1.1%	3.5%	24.1%
DS30	2,607	2,579	▲ 27.4	1.1%	0.1%	2.9%	26.1%
DSMEX (SME)	633	634	▼ (1.3)	-0.2%	-22.0%	2.2%	n/a
Market Cap (BDT bn)	5,588	5,545	▲ 42.1	0.8%	0.7%	3.1%	17.7%
Turnover (BDT mn)	14,875	14,611	▲ 263.7	1.8%	29.5%	61.4%	-1.2%
Total Trade	237,951	234,124	▲ 3,827.0	1.6%	6.0%	50.9%	2.9%
Volume (mn)	309	312	▼ (3.0)	-1.0%	2.5%	79.0%	-48.4%

CSE MARKET SUMMARY							
	Today	Yday	Point Change	Daily	Δ 1 Month	Δ YTD	Δ 1 Year
CSCX	12,300	12,198	▲ 101.9	0.8%	1.0%	4.1%	24.5%
CASPI	20,478	20,312	▲ 166.2	0.8%	1.0%	4.1%	25.0%
Market Cap (BDT bn)	4,881	4,841	▲ 39.6	0.8%	0.7%	3.8%	21.6%
Turnover (BDT mn)	448	405	▲ 43.1	10.6%	4.2%	-23.5%	-15.3%
Total Trade	14,512	14,858	▼ (346.0)	-2.3%	-46.0%	17.9%	-12.6%
Volume ('000)	13,098	13,470	▼ (371.6)	-2.8%	-10.1%	-45.0%	-47.8%

TODAY'S MARKET COMMENTARY

Dhaka stocks returned to a winning streak, following a one-day break, fueled by increased participation of investors on the bourse today. DSEX, the prime index of the Dhaka Stock Exchange, went up 61.54 points or 0.88% to 6,994 points, after losing more than 54 points in the previous day. Despite volatility in the early hour of trading, the market saw steady gains as bargain hunters took position on some large capitalized companies. State-run companies namely POWERGRID, TITASGAS, BSCCL, BSC observed a considerable rise in price based on investors' increased interest in these profit-making companies. Besides, investors' participation inched up today while total turnover slightly advanced by 1.8% and stood at 14.87bn as against BDT 14.61bn in the previous session. On the sectoral front, Fuel & Power (15.1%) issues exerted the highest turnover followed by Miscellaneous (12.1%) and Engineering (11.7%) stocks. The majority of the sectors displayed satisfactory performance, out of which Services (3.2%), Fuel & Power (2.7%) and Financial Institution (2.2%) have exerted the most positive returns while Mutual Fund (-0.7%), General Insurance (-0.7%), and Jute (-0.2%) observed the most corrections on the bourse today. The majority of the stocks closed in green territory. Out of the 377 issues traded, 178 advanced, 158 declined, and 41 remained unchanged.

The port city bourse, CSE, settled in green terrain. The selected indices (CSCX) and All Share Price Index (CASPI) advanced by 101.9 points and 166.2 points respectively.

Sources: DSE, <http://www.dsebd.org>; <http://www.bloomberg.com>; EBLSL Research Team;

*Turnover includes block trade in DSE; **Return means Capital gain plus any dividend yield;

PE2=PE includes negative earnings and MFs; PE3=PE Based on last audited net earnings, excluding negative earnings.


> Index Impact=Prev day closing index multiplied by Change in free float market cap multiplied by Last day free float market weight; >>Free float= Total holding-Sponsors-Gov.t holding;

DAILY MARKET REVIEW

Monday, January 10, 2022

MARKET VALUATION			SCRIP WISE PERFORMANCE		
	Today	Yday	Advanced	Declined	Unchanged
Market P/NAVPS	2.0	1.9			
Market Fw. P/E ⁺	16.0	15.9	↑ 178	↓ 158	→ 41
DSEX Trailing PE ³	17.7	17.6			

DAY'S SECTOR MOVEMENT							
Sector	Turnover (mn)	% of T/O	M. Cap (mn)	% of M. Cap	T. PE (x)	F. P/E (x)	P/NAV (x)
Bank	945.7	6.4%	740,151	14.9%	10.2	8.0	0.9
Cement	559.3	3.8%	142,179	2.9%	27.6	23.6	2.9
Ceramics	67.0	0.5%	32,054	0.6%	72.6	34.6	2.0
Engineering	1,738.3	11.7%	576,043	11.6%	18.0	20.7	2.1
Financial Institutions	681.3	4.6%	239,529	4.8%	25.7	23.9	4.4
Food & Allied	671.7	4.5%	455,520	9.1%	33.6	25.2	9.2
Fuel & Power	2,250.9	15.1%	514,627	10.3%	13.0	12.8	1.3
General Insurance	635.6	4.3%	131,158	2.6%	25.5	20.3	2.3
IT	226.1	1.5%	39,864	0.8%	34.1	27.3	2.8
Jute	8.3	0.1%	2,004	0.0%	73.3	653.9	23.3
Life Insurance	1,179.1	7.9%	83,097	1.7%	105.1	n/a	n/a
Miscellaneous	1,793.2	12.1%	257,825	5.2%	23.9	12.7	2.3
Mutual Fund	77.9	0.5%	41,515	0.8%	5.0	4.3	0.6
Paper & Printing	341.0	2.3%	32,891	0.7%	63.3	36.5	2.1
Pharma. & Chemicals	1,111.1	7.5%	725,695	14.6%	19.9	16.1	2.7
Services & Real Est.	369.6	2.5%	28,328	0.6%	23.1	21.6	1.3
Tannery	538.6	3.6%	37,621	0.8%	102.2	40.8	3.8
Telecommunication	652.7	4.4%	712,391	14.3%	17.5	18.3	6.1
Textile	875.9	5.9%	165,727	3.3%	26.5	17.8	1.0
Travel & Leisure	151.1	1.0%	25,536	0.5%	208.8	173.5	0.8
Equity Market	14,874.5	100.0%	4,983,754	100.0%			

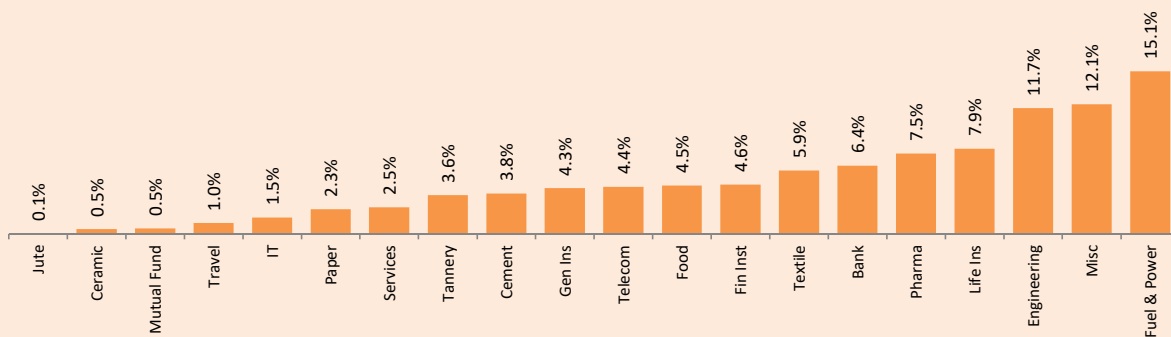


TODAY'S INDEX (DSEX) PULLER ⁺			TODAY'S INDEX (DSEX) DRAGGER ⁺		
TICKER	%Δ in M.Cap	(+)ve Cont.	TICKER	%Δ in M.Cap	(-)ve Cont.
BEXIMCO	2.9%	10.1	CITYBANK	-2.1%	(1.7)
BXPBARMA	2.3%	5.5	DELTALIFE	-2.3%	(1.5)
POWERGRID	9.7%	4.6	BEACONPHAR	-0.8%	(1.2)
TITASGAS	9.7%	3.9	MTB	-3.0%	(1.1)
BSCCL	8.0%	3.0	SIBL	-3.1%	(1.0)
BSRMLTD	4.7%	3.0	NBL	-1.3%	(0.9)
BSC	10.0%	3.0	IFIC	-1.1%	(0.8)
GPHISPAT	5.9%	2.8	SONALIPAPR	-3.5%	(0.7)
LHBL	2.1%	2.7	NATLIFEINS	-1.4%	(0.6)
SQURPHARMA	0.6%	2.7	BRACBANK	-0.4%	(0.6)

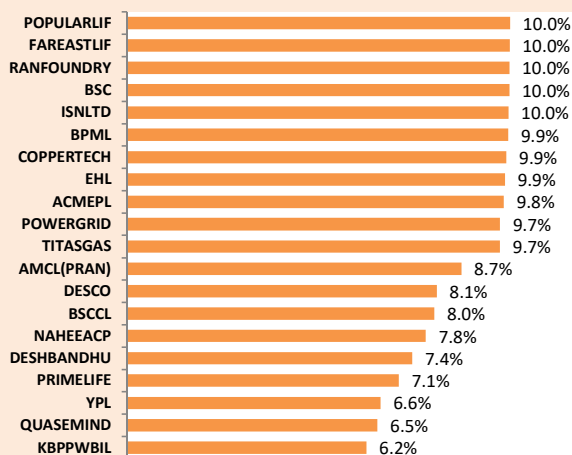
Sources: DSE, <http://www.dsebd.org>; <http://www.bloomberg.com>; EBLSL Research Team;

Note: Disclaimer has been annexed at the end of the report.

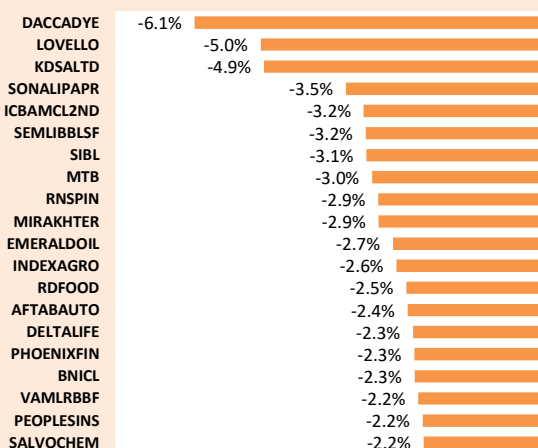
TURNOVER DISTRIBUTION



TOP GAINERS**



TOP LOSERS**



TOP 20 TURNOVER* (BDT mn)

TICKER	Turnover	% Turnover	Price
POWERGRID	1,027.1	6.9%	74.4
BEXIMCO	952.4	6.4%	151.4
BSC	658.0	4.4%	115.7
BSCCL	567.2	3.8%	243.9
LHBL	535.1	3.6%	83.2
FORTUNE	511.9	3.4%	119.0
DELTALIFE	461.0	3.1%	196.3
TITASGAS	403.4	2.7%	45.1
GPHISPAT	314.0	2.1%	59.7
SAIFPOWER	254.5	1.7%	42.3
LOVELLO	221.4	1.5%	43.9
COPPERTECH	216.9	1.5%	43.3
NHFIL	194.4	1.3%	59.9
ORIONPHARM	189.7	1.3%	97.4
BPML	189.0	1.3%	61.9
GSPFINANCE	179.9	1.2%	28.0
ACTIVEFINE	178.8	1.2%	29.5
ANWARGALV	162.8	1.1%	410.6
ONEBANKLTD	159.6	1.1%	13.9
NRBCBANK	138.6	0.9%	28.7

TOP MKT CAP (BDT mn)

Ticker	M. Cap (mn)	MKT. Weight	Price
GP	472,605	9.5%	350.0
BATBC	350,946	7.0%	649.9
WALTONHIL	346,096	6.9%	1,142.5
ROBI	199,565	4.0%	38.1
SQURPHARMA	192,537	3.9%	217.2
UPGDCL	149,272	3.0%	257.5
RENATA	139,898	2.8%	1,305.1
BEXIMCO	132,675	2.7%	151.4
ICB	107,738	2.2%	133.7
LHBL	96,626	1.9%	83.2
BXPBARMA	88,286	1.8%	197.9
BERGERPBL	81,778	1.6%	1,763.3
BRACBANK	77,962	1.6%	56.0
MARICO	72,743	1.5%	2,309.3
BEACONPHAR	55,579	1.1%	240.6
POWERGRID	53,027	1.1%	74.4
ISLAMIBANK	51,681	1.0%	32.1
DUTCHBANGL	50,094	1.0%	79.2
TITASGAS	44,614	0.9%	45.1
SUMITPOWER	42,929	0.9%	40.2

DAILY MARKET REVIEW

Monday, January 10, 2022

UPCOMING IPOs

Ticker	IPO Size (mn)	GP Quota	Quota(Shares)	Min.Inv Cut of Date	Offer Price	Subs. Open	Subs. Close
n/a	n/a	n/a	n/a	n/a	n/a	n/a	n/a
n/a	n/a	n/a	n/a	n/a	n/a	n/a	n/a

UPCOMING DIVIDENDS

Ticker	Period	Cash Div	Bonus Div	EPS (BDT)	NAVPS (BDT)	Record Date	AGM Date
BSC	FY 2021	12%	-	4.72	64.62	16-01-22	27-01-22
EASTRNLU	FY 2021	140%	20%	52.18	229.36	18-01-22	12-03-22
PADMAOIL	FY 2021	125%	-	23.27	174.16	20-01-22	26-02-22
DACCADYE	FY 2021	2%	-	0.6	34.47	03-02-22	14-03-22

TODAY'S TOP BLOCK TRANSACTIONS

Ticker	Volume ('000)	Value (mn)	Price Range
GBBPOWER	1,100.0	38.6	35 - 36
LHBL	320.0	27.4	85.5 - 85.5
SUMITPOWER	657.6	26.1	39.7 - 39.7
POWERGRID	237.1	16.9	67 - 72.5
EHL	321.9	15.1	47 - 47
LOVELLO	300.0	13.6	42 - 50
AL-HAJTEX	170.3	13.5	78.5 - 80.2
ANWARGALV	31.4	11.7	356 - 396
BEXIMCO	60.4	9.4	145 - 159.9
SAMORITA	85.0	7.9	93 - 93
FAREASTLIF	91.5	7.3	80 - 80.1
APEXTANRY	50.0	6.5	130 - 130
PHOENIXFIN	210.0	5.8	27.5 - 27.5
BPML	100.0	5.6	55.5 - 57.5
BSCCL	22.0	5.0	225 - 225
ACMEPL	100.0	3.0	30.1 - 30.1
SHURWID	150.0	2.9	19.5 - 19.5
DHAKABANK	185.5	2.5	13.5 - 14
DAFODILCOM	37.1	2.5	67.5 - 67.5
SALVOCHEM	44.3	2.4	53.4 - 54.7
PRIMEBANK	101.0	2.2	22.2 - 22.2
BSC	22.2	2.1	94.7 - 98
PRIMEINSUR	28.0	2.1	76.1 - 76.1
FORTUNE	16.8	1.9	109.9 - 117
CVOPRL	8.2	1.8	222.2 - 222.6
BATBC	2.5	1.7	673.5 - 673.5
SONARBAINS	20.0	1.5	74.7 - 74.7
ONEBANKLTD	82.0	1.2	14.5 - 14.5
PTL	11.3	1.1	94 - 94
POPULARLIF	10.0	0.9	90.2 - 90.2
AMCL(PRAN)	3.0	0.8	280 - 280
SHAHJABANK	36.5	0.8	22.9 - 22.9
AAMRANET	20.0	0.8	41 - 41
PENINSULA	15.7	0.7	44.5 - 44.5
BAYLEASING	20.0	0.7	32.9 - 32.9
MERCINS	12.2	0.6	51.7 - 51.7
RDFOOD	10.0	0.6	58 - 58
SAIFPOWER	12.0	0.5	43 - 43
PROVATIINS	4.2	0.5	121.3 - 121.3
-	-	-	-
-	-	-	-
-	-	-	-
-	-	-	-
-	-	-	-
-	-	-	-
-	-	-	-
-	-	-	-
-	-	-	-
-	-	-	-
-	-	-	-
-	-	-	-
-	-	-	-
-	-	-	-
-	-	-	-
-	-	-	-
-	-	-	-
-	-	-	-
-	-	-	-
-	-	-	-

UPCOMING BOARD MEETING DATE

Ticker	Period	Meeting Date
--------	--------	--------------

DSE NEWS IN BRIEF

EHL: Buy Declaration of a Director: Mr. Manzurul Islam, one of the Directors of the Company, has expressed his intention to buy 3,21,909 shares of the Company at prevailing market price (in the Block Market) through Dhaka Stock Exchange within next 30 working days.

DSENEWS: BSEC's Consent for exit plan of ordinary shares of Beximco Synthetics: BSEC's Consent-in principal for the exit plan of ordinary shares of Beximco Synthetics Limited: As per letter ref. No. BSEC-SMRIC-174/2020/466 dated December 30, 2021, Bangladesh Securities and Exchange Commission (BSEC) has accorded its consent-in-principle to the proposed exit plan of the securities of Beximco Synthetics Limited under condition No. 4(5) of the Directive No. BSEC/CMRRCD/2020-379/17/Admin /114 dated 28 December 2020.

GENERAL DISCLOSURE

Disclaimer: This document has been prepared by EBL Securities Ltd. (EBLSL) for information only of its clients on the basis of the publicly available information in the market and own research. This document has been prepared for information purpose only and does not solicit any action based on the material contained herein and should not be construed as an offer or solicitation to buy or sell or subscribe to any security. Neither EBLSL nor any of its directors, shareholders, member of the management or employee represents or warrants expressly or impliedly that the information or data of the sources used in the documents are genuine, accurate, complete, authentic and correct. However all reasonable care has been taken to ensure the accuracy of the contents of this document. EBLSL will not take any responsibility for any decisions made by investors based on the information herein.