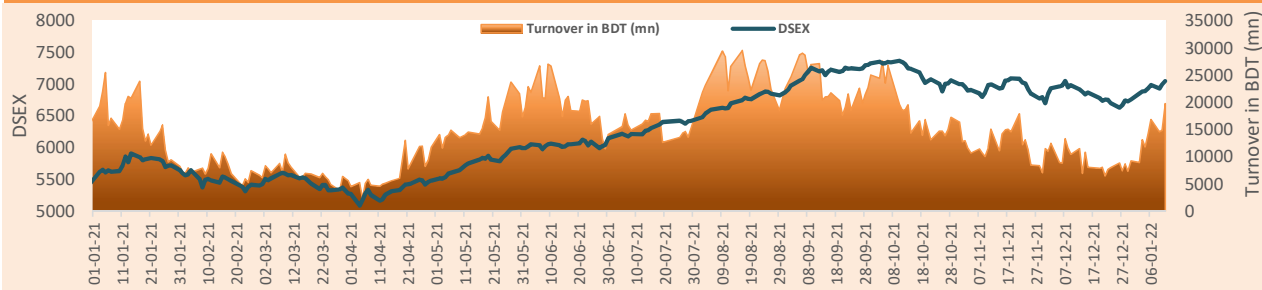


### RECENT MARKET MOVEMENT



### DSE MARKET SUMMARY

	Today	Yday	Point Change	Δ Daily	Δ 1 Month	Δ YTD	Δ 1 Year
DSEX	7,049	6,994	▲ 55.0	0.8%	1.9%	4.3%	23.3%
DS30	2,627	2,607	▲ 20.1	0.8%	0.9%	3.7%	23.7%
DSMEX (SME)	617	633	▼ (16.0)	-2.5%	-24.0%	-0.4%	n/a
Market Cap (BDT bn)	5,625	5,588	▲ 37.3	0.7%	1.4%	3.7%	16.9%
Turnover (BDT mn)	19,769	14,875	▲ 4,894.3	32.9%	72.2%	114.5%	18.0%
Total Trade	290,694	237,951	▲ 52,743.0	22.2%	29.5%	84.3%	20.3%
Volume (mn)	433	309	▲ 124.3	40.3%	43.9%	151.1%	-24.7%

### CSE MARKET SUMMARY

	Today	Yday	Point Change	Daily	Δ 1 Month	Δ YTD	Δ 1 Year
CSCX	12,418	12,300	▲ 117.4	1.0%	2.0%	5.1%	23.6%
CASPI	20,667	20,478	▲ 189.6	0.9%	2.0%	5.1%	24.0%
Market Cap (BDT bn)	4,917	4,881	▲ 36.3	0.7%	1.4%	4.6%	20.4%
Turnover (BDT mn)	627	448	▲ 178.6	39.8%	45.7%	7.0%	-15.6%
Total Trade	18,732	14,512	▲ 4,220.0	29.1%	-30.3%	52.2%	0.0%
Volume ('000)	16,499	13,098	▲ 3,400.7	26.0%	13.2%	-30.7%	-44.2%

### TODAY'S MARKET COMMENTARY

Dhaka stocks observed a sharp upturn and equity indices of DSE charged up by increased participation of investors on the bourse today. DSEX exceeded the threshold of 7000-mark with an upsurge of 55.0 points or 0.8% in the benchmark index to stand at 7,049 points. Investors' optimism on the bourse continued, beating worries of the surge in coronavirus cases in the country, as they believe that economy would not be too affected in the latest wave of the pandemic. Though the market observed profit booking sell pressure in the late session, most of the large-cap stocks stood firm position on the trading board supported by active participation of institutional investors. Besides, investors' participation in the market logged a considerable rise today while total turnover advanced by 32.9% and stood at 19.77bn as against BDT 14.88bn in the previous session. On the sectoral front, Fuel & Power (17.2%) issues exerted the highest turnover followed by Engineering (11.1%) and Miscellaneous (9.4%) stocks. The majority of the sectors displayed satisfactory performance, out of which Ceramic (6.9%), Paper (4.4%), and Mutual Fund (2.5%) have exerted the most positive returns while Life Insurance (-2.1%), Tannery (-0.7%), and Jute (-0.5%) observed the most corrections on the bourse today. The majority of the stocks closed in green territory. Out of the 382 issues traded, 189 advanced, 146 declined, and 47 remained unchanged.

The port city bourse, CSE, settled in green terrain. The selected indices (CSCX) and All Share Price Index (CASPI) advanced by 117.4 points and 189.6 points respectively.

Sources: DSE, <http://www.dsebd.org>; <http://www.bloomberg.com>; EBLSL Research Team;

\*Turnover includes block trade in DSE; \*\*Return means Capital gain plus any dividend yield;

PE2=PE includes negative earnings and MFs; PE3=PE Based on last audited net earnings, excluding negative earnings.

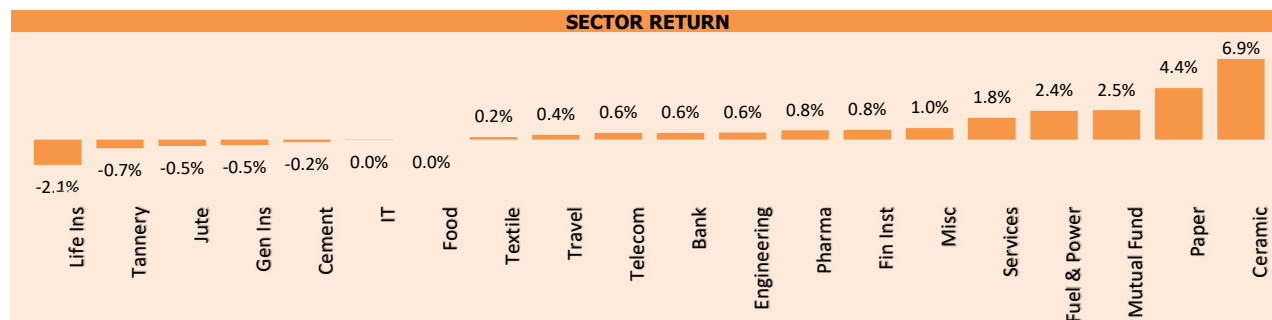
> Index Impact=Prev day closing index multiplied by Change in free float market cap multiplied by Last day free float market weight; >>Free float= Total holding-Sponsors-Gov.t holding;

## DAILY MARKET REVIEW

Tuesday, January 11, 2022

MARKET VALUATION			SCRIP WISE PERFORMANCE		
	Today	Yday	Advanced	Declined	Unchanged
Market P/NAVPS	2.0	2.0			
Market Fw. P/E <sup>+</sup>	16.1	16.0	↑ 189	↓ 146	= 47
DSEX Trailing PE <sup>3</sup>	17.9	17.7			

DAY'S SECTOR MOVEMENT							
Sector	Turnover (mn)	% of T/O	M. Cap (mn)	% of M. Cap	T. PE (x)	F. P/E (x)	P/NAV (x)
Bank	1,308.9	6.6%	744,399	14.8%	10.2	8.1	0.9
Cement	513.9	2.6%	141,888	2.8%	27.6	23.6	2.9
Ceramics	353.0	1.8%	34,252	0.7%	77.6	37.0	2.2
Engineering	2,187.4	11.1%	579,484	11.5%	18.1	20.9	2.1
Financial Institutions	1,390.8	7.0%	241,495	4.8%	25.9	24.1	4.4
Food & Allied	800.6	4.0%	455,419	9.1%	33.6	25.2	9.2
Fuel & Power	3,399.2	17.2%	527,136	10.5%	13.3	13.2	1.3
General Insurance	772.8	3.9%	130,533	2.6%	25.3	20.2	2.2
IT	233.8	1.2%	39,853	0.8%	34.0	27.3	2.8
Jute	9.8	0.0%	1,993	0.0%	72.9	650.5	23.2
Life Insurance	1,499.1	7.6%	81,317	1.6%	102.9	n/a	n/a
Miscellaneous	1,865.3	9.4%	260,336	5.2%	24.1	12.8	2.3
Mutual Fund	231.2	1.2%	42,542	0.8%	5.1	4.4	0.7
Paper & Printing	294.5	1.5%	34,331	0.7%	66.1	38.1	2.2
Pharma. & Chemicals	1,773.0	9.0%	731,378	14.6%	20.0	16.3	2.8
Services & Real Est.	496.9	2.5%	28,850	0.6%	23.5	21.9	1.3
Tannery	408.3	2.1%	37,345	0.7%	101.5	40.5	3.7
Telecommunication	717.8	3.6%	716,467	14.3%	17.6	18.4	6.1
Textile	1,339.6	6.8%	166,095	3.3%	26.6	17.8	1.0
Travel & Leisure	172.7	0.9%	25,640	0.5%	209.6	174.2	0.8
<b>Equity Market</b>	<b>19,768.4</b>	<b>100.0%</b>	<b>5,020,752</b>	<b>100.0%</b>			

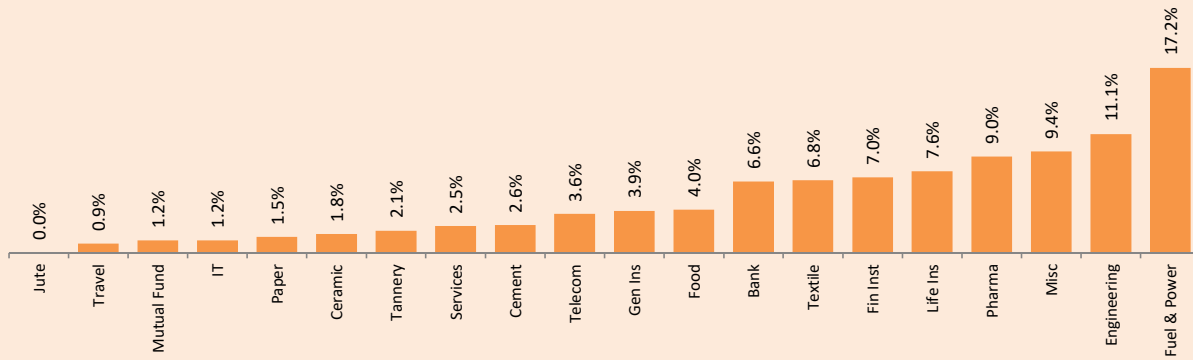


TODAY'S INDEX (DSEX) PULLER <sup>&gt;</sup>				TODAY'S INDEX (DSEX) DRAGGER <sup>&gt;</sup>			
TICKER	%Δ in M.Cap	(+)ve Cont.		TICKER	%Δ in M.Cap	(-)ve Cont.	
SQURPHARMA	2.5%	12.2		BEACONPHAR	-2.1%	(3.1)	
TITASGAS	10.0%	4.3		DELTALIFE	-4.7%	(2.9)	
BXPHERMA	1.4%	3.3		LHBL	-0.8%	(1.1)	
BSC	9.9%	3.3		BSCCL	-2.6%	(1.1)	
SIBL	9.7%	3.0		FORTUNE	-1.8%	(0.9)	
BBSCABLES	9.6%	3.0		GREENDELTA	-3.3%	(0.9)	
BRACBANK	1.4%	2.3		NATLIFEINS	-1.2%	(0.5)	
RAKCERAMIC	9.9%	2.1		SUMITPOWER	-0.7%	(0.5)	
IFADAUTOS	9.5%	2.1		SPCL	-1.6%	(0.4)	
DESCO	9.3%	2.0		MEGHNALIFE	-4.5%	(0.4)	

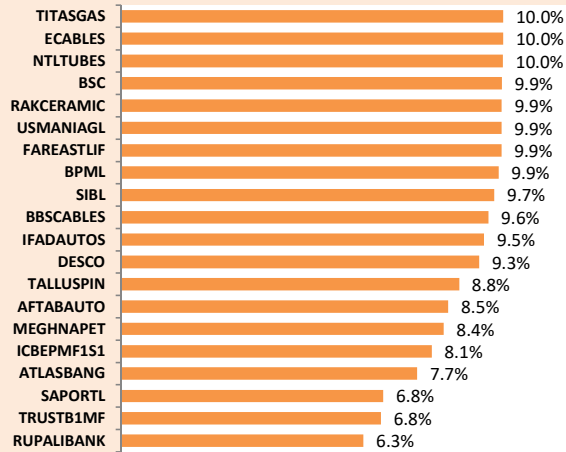
Sources: DSE, <http://www.dsebd.org>; <http://www.bloomberg.com>; EBLSL Research Team;

Note: Disclaimer has been annexed at the end of the report.

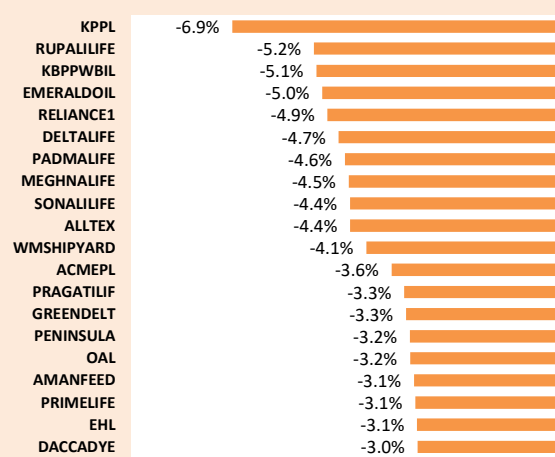
## TURNOVER DISTRIBUTION



## TOP GAINERS\*\*



## TOP LOSERS\*\*



## TOP 20 TURNOVER\* (BDT mn)

TICKER	Turnover	% Turnover	Price
POWERGRID	1,337.7	6.8%	75.4
BEXIMCO	1,223.7	6.2%	151.6
FAREASTLIF	743.0	3.8%	90.8
TITASGAS	726.2	3.7%	49.6
BSCCL	598.8	3.0%	237.6
GPHISPAT	463.6	2.3%	61.3
DELTALIFE	463.2	2.3%	187.1
LHBL	454.2	2.3%	82.5
GSPFINANCE	421.7	2.1%	28.8
BSC	410.6	2.1%	127.2
SAIFPOWER	403.6	2.0%	43.0
FORTUNE	379.1	1.9%	116.8
ACTIVEFINE	363.9	1.8%	30.2
BBSCABLES	297.8	1.5%	64.0
LOVELLO	278.8	1.4%	45.2
LANKABAFIN	274.1	1.4%	39.4
RAKCERAMIC	248.8	1.3%	50.9
PTL	236.8	1.2%	99.0
NHFIL	228.4	1.2%	60.2
DESCO	218.3	1.1%	46.8

## TOP MKT CAP (BDT mn)

Ticker	M. Cap (mn)	MKT. Weight	Price
GP	477,196	9.5%	353.4
BATBC	351,270	7.0%	650.5
WALTONHIL	345,247	6.9%	1,139.7
ROBI	200,089	4.0%	38.2
SQURPHARMA	197,324	3.9%	222.6
UPGDCL	151,938	3.0%	262.1
RENATA	139,908	2.8%	1,305.2
BEXIMCO	132,850	2.6%	151.6
ICB	108,221	2.2%	134.3
LHBL	95,813	1.9%	82.5
BXPBARMA	89,490	1.8%	200.6
BERGERPBL	82,659	1.6%	1,782.3
BRACBANK	79,075	1.6%	56.8
MARICO	72,560	1.4%	2,303.5
BEACONPHAR	54,424	1.1%	235.6
POWERGRID	53,740	1.1%	75.4
ISLAMIBANK	51,681	1.0%	32.1
DUTCHBANGL	49,968	1.0%	79.0
TITASGAS	49,065	1.0%	49.6
SUMITPOWER	42,608	0.8%	39.9

# DAILY MARKET REVIEW

Tuesday, January 11, 2022

UPCOMING IPOs							
Ticker	IPO Size (mn)	GP Quota	Quota(Shares)	Min.Inv Cut of Date	Offer Price	Subs. Open	Subs. Close
n/a	n/a	n/a	n/a	n/a	n/a	n/a	n/a
n/a	n/a	n/a	n/a	n/a	n/a	n/a	n/a

UPCOMING DIVIDENDS							
Ticker	Period	Cash Div	Bonus Div	EPS (BDT)	NAVPS (BDT)	Record Date	AGM Date
BSC	FY 2021	12%	-	4.72	64.62	16-01-22	27-01-22
EASTRNLUB	FY 2021	140%	20%	52.18	229.36	18-01-22	12-03-22
PADMAOIL	FY 2021	125%	-	23.27	174.16	20-01-22	26-02-22
DACCADYE	FY 2021	2%	-	0.6	34.47	03-02-22	14-03-22

TODAY'S TOP BLOCK TRANSACTIONS				UPCOMING BOARD MEETING DATE	
Ticker	Volume ('000)	Value (mn)	Price Range	Ticker	Period Meeting Date
FAREASTLIF	500.0	45.4	90.8 - 90.8		
AL-HAJTEX	471.5	37.2	78.8 - 79.5		
AGNISYSL	627.7	14.8	23.5 - 23.5		
PENINSULA	349.0	14.4	41 - 42		
BEACONPHAR	46.7	10.4	222.1 - 222.1		
STANDARINS	120.0	9.6	80.4 - 80.4		
PTL	80.5	7.8	96 - 97		
AIL	107.0	5.4	50.3 - 50.3		
SHEPHERD	165.0	5.0	30.3 - 30.3		
ONEBANKLTD	325.0	4.9	15 - 15		
MHSML	157.7	4.4	27.1 - 29		
PHOENIXFIN	146.0	4.0	27.5 - 27.5		
ANWARGALV	9.3	3.6	375 - 395		
SAMORITA	35.0	3.5	93 - 102.6		
SIBL	200.0	3.2	16 - 16		
LANKABAFIN	50.0	2.1	42.2 - 42.2		
AMANFEED	30.0	1.9	63 - 63		
BSC	13.4	1.7	127.2 - 127.2		
POWERGRID	23.0	1.6	67.5 - 71		
SHAHJABANK	70.0	1.4	20.4 - 20.4		
MAKSONSPIN	50.0	1.4	27.4 - 27.4		
RUPALILIFE	17.6	1.4	74 - 79.8		
ORIONPHARM	14.0	1.4	97.5 - 97.5		
RUPALIINS	27.0	1.2	45 - 45		
DELTALIFE	5.8	1.2	208 - 208		
JAMUNABANK	40.5	1.1	26 - 26		
SALVOCHEM	18.0	1.0	53.1 - 53.1		
BPML	15.0	0.9	59 - 59		
LOVELLO	20.0	0.8	40.5 - 40.5		
BEXIMCO	4.0	0.6	151 - 151		
RAKCERAMIC	10.2	0.5	49.2 - 49.2		
GBBPOWER	12.2	0.5	41 - 41		
GLOBALINS	8.9	0.5	56.1 - 56.1		
GSPFINANCE	16.9	0.5	29.6 - 29.6		
-	-	-	-		
-	-	-	-		
-	-	-	-		
-	-	-	-		
-	-	-	-		
-	-	-	-		
-	-	-	-		
-	-	-	-		
-	-	-	-		
-	-	-	-		
-	-	-	-		
-	-	-	-		
-	-	-	-		
-	-	-	-		
-	-	-	-		
-	-	-	-		
-	-	-	-		
-	-	-	-		
-	-	-	-		
-	-	-	-		
-	-	-	-		

### DSE NEWS IN BRIEF

**DSENEWS: Commencement of ES of Mamun Agro Products Limited:** Commencement of electronic subscription of Mamun Agro Products Limited through electronic subscription system under Qualified Investor Offer (QIO): The subscription for shares of Mamun Agro Products Limited by the qualified investors through electronic subscription system under the fixed price method of the stock exchanges through Qualified Investor Offer (QIO) will be started from 10:00 a.m. of January 23, 2022 and continued till 5:30 p.m. of January 27, 2022.

**TALLUSPIN: Permission to hold AGMs:** The Company has informed that they received an order (Company Matter No. 200 of 2021) from the honorable High Court division of Supreme Court of Bangladesh to call, conduct and hold the Annual General Meetings of the Company for the calendar year 2019 and subsequent AGMs.

**CNW: Trading of New Security (Revised News):** (Revised News): Trading of the shares of Union Insurance Company Limited will commence at DSE from January 16, 2022 under 'N' category. DSE Trading Code for Union Insurance Company Limited is "UNIONINS" and DSE Company Code is 25753.

### GENERAL DISCLOSURE

**Disclaimer:** This document has been prepared by EBL Securities Ltd. (EBLSL) for information only of its clients on the basis of the publicly available information in the market and own research. This document has been prepared for information purpose only and does not solicit any action based on the material contained herein and should not be construed as an offer or solicitation to buy or sell or subscribe to any security. Neither EBLSL nor any of its directors, shareholders, member of the management or employee represents or warrants expressly or impliedly that the information or data of the sources used in the documents are genuine, accurate, complete, authentic and correct. However all reasonable care has been taken to ensure the accuracy of the contents of this document. EBLSL will not take any responsibility for any decisions made by investors based on the information herein.