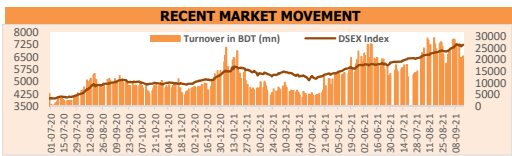


TODAY'S MARKET COMMENTARY

The equity indices of DSE continued the upward stream as investors continued pouring fresh fund given the positive outlook of the capital market amidst the persistent bull run of the market. Meanwhile DSEX, the key index of the Dhaka bourse, charged up by 0.44%, or 31.8 points, to close at 7,228 points on the session today. D530, the blue-chip index of DSE stood at the historical highest level on the bourse at end of the session. Gains in the benchmark indices were led by recent price appreciation of BEXIMCO and BXPHERMA stocks while the large cap Bank sector observed correction today. Besides, the total turnover has advanced slightly by 3.16% and stood at BDT 21.71bn. On the sectoral front, financial institutions (14.59%), Pharma & Chemical (10.56%), and Textile (10.41%) issues were in most demand today. Most of the sectors observed winning performance, out of which Tannery (5.9%), Travel (3.7%), and Miscellaneous (3.5%) have exerted the most positive returns while Engineering (-3.0%), Paper (-1.7%), and NBFI (-1.0%) observed the most corrections on the bourse today. Out of the 365 issues traded, 127 advanced, 208 declined, and 30 remained unchanged. The port city bourse, CSE, also settled in green terrain. The selected indices (CSCX) and All Share Price Index (CASPI) advanced by 86.1 points and 139.1 points respectively.

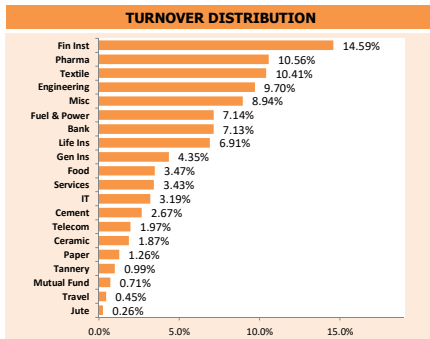
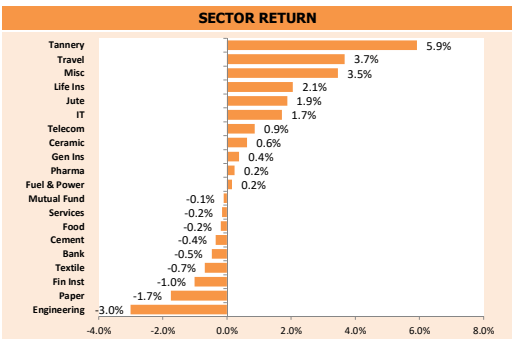
DSE MARKET SUMMARY			
	Today	Yday	Change
DSEX	7,228	7,197	▲ 31.8
DS30	2,675	2,649	▲ 25.2
DSES	1,577	1,569	▲ 8.3
Market Cap (BDT bn)	5,745	5,750	▼ (5.1)
Turnover (BDT mn)	21,713	21,047	▲ 665.9
Total Trade	314,913	288,302	▲ 26,611.0
Volume (mn)	497	477	▲ 20.2
Market P/NAVPS	2.1	2.1	
Market Fw. P/E ¹	16.7	16.7	
Market Fw. P/E ²	17.8	17.8	
DSEX Trailing PE ³	20.8	20.8	



CSE MARKET UPDATES			
	Today	Yday	Change
CSCX	12,683	12,597	▲ 86.1
CASPI	21,141	21,002	▲ 139.7
Market Cap (BDT bn)	4,986	4,969	▲ 16.7
Turnover (BDT mn)	842	726	▲ 115.7
Total Trade	26,326	22,836	▲ 3,490.0
Volume ('000)	24,589	23,321	▲ 1,268.4

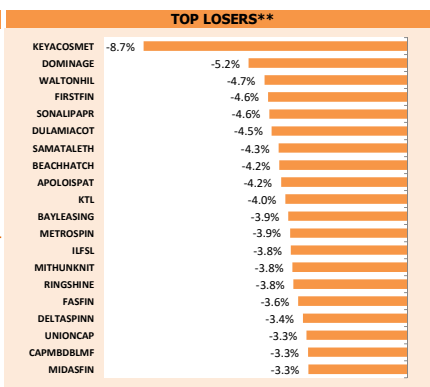
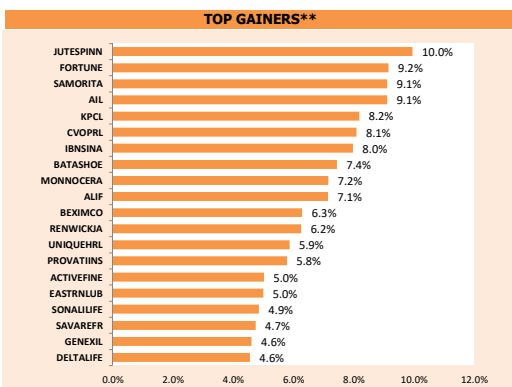
TOP MKT CAP (BDT)			
Ticker	M. Cap (mn)	Market Weight	Price
GP	519,190	10.0%	384.5
WALTONHIL	365,453	7.0%	1206.4
BATBC	354,348	6.8%	656.2
ROBI	219,469	4.2%	41.9
SQRPHARMA	216,649	4.2%	244.4
UPGDCL	172,807	3.3%	298.1
RENATA	140,813	2.7%	1445
BEXIMCO	118,478	2.3%	135.2
ICB	105,965	2.0%	131.5
BXPHERMA	105,327	2.0%	236.1
LHBL	89,193	1.7%	76.8

DAY'S SECTOR MOVEMENT				
Sector	% of M. Cap	F. P/E (x)	T. PE (x)	P/NAV (x)
Bank	14.1%	8.1	10.2	0.9
Cement	2.9%	17.0	43.1	3.1
Ceramics	0.7%	36.1	85.1	2.4
Engineering	11.8%	19.2	26.6	2.3
Financial Institutions	5.1%	32.5	29.5	4.2
Food & Allied	9.0%	23.3	34.3	10.0
Fuel & Power	10.6%	13.5	16.2	1.5
General Insurance	2.7%	22.0	27.6	2.5
IT	0.8%	32.2	37.1	2.9
Jute	0.0%	950.7	99.4	20.7
Life Insurance	1.6%	n/a	107.8	n/a
Miscellaneous	4.7%	25.3	58.7	2.4
Mutual Fund	0.9%	5.0	5.8	0.7
Paper & Printing	0.4%	66.8	68.9	1.5
Pharma & Chemicals	14.7%	21.0	24.9	3.2
Services & Real Estate	0.5%	28.6	27.5	1.3
Tannery	0.6%	111.0	170.1	3.3
Telecommunication	14.9%	20.3	19.4	6.3
Textile	3.4%	28.0	41.8	1.1
Travel & Leisure	0.5%	163.7	66.7	0.7



SCRIP WISE PERFORMANCE		
No of Issues Advanced	No of Issues Declined	Issues Unchanged
127	208	30

TODAY'S INDEX (DSEX) PULLER*		TODAY'S INDEX (DSEX) DRAGGER*	
TICKER	%Δ in M.Cap	TICKER	%Δ in M.Cap
BEXIMCO	6.3%	EBL	-2.7%
BXPHERMA	2.0%	BEACONPHAR	-1.7%
SQRPHARMA	0.9%	KEYACOSMET	-8.7%
GP	1.4%	EXIMBANK	-2.3%
FORTUNE	9.2%	LHBL	-0.6%
DELTA LIFE	4.6%	SPCL	-2.3%
KPCL	8.2%	WALTONHIL	-4.7%
UNIQUEHRL	5.9%	TITASGAS	-1.6%
IBNSINA	8.0%	RINGSHINE	-3.8%
GENEXIL	4.6%	UCB	-1.2%
BATASHOE	7.4%	PRIMEBANK	-0.9%
ACTIVEFINE	5.0%	BAYLEASING	-3.9%



TOP 10 TURNOVER* (BDT mn)					
TICKER	Turnover	% Turnover	Price	Index Impact	%Δ in Price
BEXIMCO	1,550.2	7.1%	135.2	19.1	6.3%
LANKABAFIN	844.6	3.9%	44.0	0.0	0.0%
SAIFPOWER	565.2	2.6%	35.5	-0.1	-0.3%
BXPHERMA	462.4	2.1%	236.1	5.7	2.0%
IPDC	456.3	2.1%	46.0	0.3	1.3%
GENEXIL	423.2	1.9%	120.3	1.4	4.6%
LHBL	411.1	1.9%	76.8	-0.8	-0.6%
ALIF	391.5	1.8%	18.0	0.9	7.1%
SQRPHARMA	388.4	1.8%	244.4	4.8	0.9%
IDLC	379.1	1.7%	72.9	0.9	1.8%

TODAY'S WORLD STOCK INDICES				
Indices	Country	Today	Yday	Change
DJIA	USA	34,814	34,578	236.8 ▲
FTSE 100	UK	7,049	7,016	32.4 ▲
SENSEX	India	59,173	58,721	452.3 ▲
KSE 100	Pakistan	46,941	46,717	224.7 ▲
Shanghai Comp	China	3,607	3,656	-49.1 ▼
Nikkei 225	Japan	30,323	30,512	-188.4 ▼

Source: DSE, <http://www.dsebd.org>; <http://www.bloomberg.com>; EBL Research Team;

*Turnover includes block trade in DSE; **Return means Capital gain plus any dividend yield;

PE1=PE excludes stocks with negative earnings but includes MFs; PE2=PE includes stocks with negative earnings and MFs; PE3=PE based on last audited diluted net earnings, excluding negative earnings.

> Index Impact=Prev day closing index multiplied by Change in free float market cap multiplied by Last day free float market weight; >>Free float= Total holding-Sponsors-Govt holding;

Website: www.eblsecurities.com
e-mail: research@eblsecurities.com

Disclaimer: This document has been prepared by EBL Securities Ltd. (EBLSL) for information only of its clients on the basis of the publicly available information in the market and own research. This document has been prepared for information purpose only and does not solicit any action based on the material contained herein and should not be construed as an offer or solicitation to buy or sell or subscribe to any security. Neither EBLSL nor any of its directors, shareholders, member of the management or employee represents or warrants expressly or impliedly that the information or data of the sources used in the documents are genuine, accurate, complete, authentic and correct. However all reasonable care has been taken to ensure the accuracy of the contents of this document. EBLSL will not take any responsibility for any decisions made by investors based on the information herein.

LATEST CORPORATE EVENTS

UPCOMING DIVIDENDS				UPCOMING BOARD MEETING DATE			EARNINGS (EPS) UPDATE (BDT)				
Ticker	Cash Div	Bonus Div	Record Date	Ticker	Period	Meeting Date	Name	This Yr.	Last Yr.	Growth	Period
GRAMEENS2	13.00%	-	20-Sep-21	SONALIPAPR	Annual	16-Sep-21	EHL	3.98	3.12	↑	27.6%
RELIANCE1	10.50%	-	20-Sep-21	MIDASFIN	Q2	16-Sep-21	SAMATALETH	-0.03	0.04	↓	-176.9%
SBACBANK	4.00%	4.00%	28-Sep-21	IBNSINA	Annual	21-Sep-21	SONARBAINS	1.85	1.71	↑	8.2%
PRIMEFIN	-	-	30-Sep-21	SUMITPOWER	Annual	26-Sep-21	DHAKAINS	1.7	1.1	↑	54.5%
MEGHNALIFE	15.00%	15.00%	06-Oct-21	SUNLIFEINS	Q1, Q2, Annual	Postponed	SBACBANK	1.39	1.41	↓	-1.4%
EIL	2.00%	-	07-Oct-21				EASTLAND	0.75	0.73	↑	2.7%
EHL	15%	-	07-Oct-21				PURABIGEN	0.83	0.67	↑	23.9%

UPCOMING IPOs							
Ticker	IPO Size	GP Quota	GP Quota(Shares)	Min.Inv Cut of Date	Offer Price	Subs. Open	Subs. Close
BEXGSUKUK	BDT 7,500mn	None	None	Not Required	BDT 100	16-Aug-21	30-Sep-21

TODAY'S TOP BLOCK TRANSACTIONS				EXCHANGE RATES			
Ticker	Volume ('000)	Value (mn)	Price Range	USD	EURO	GBP	RUPEE
NHFIL	1,210.0	95.3	78 - 85	85.22	100.72	117.95	1.20
GP	200.0	79.6	398 - 398				
KTL	779.5	23.4	30 - 30				

DSE NEWS IN BRIEF							
BATBC	30.0	19.7	655 - 655	SONALILIFE: Prohibition on providing loan facilities to purchase securities: The Stock Brokers and Merchant Bankers are requested to abstain from providing loan facilities to purchase security of Sonali Life Insurance Company Limited in between 1st to 30th trading day after change of categorization, with effect from September 19, 2021 as per BSEC Directive No. SEC/CMRRCD/2009-193/177 and BSEC Order No. SEC/CMRRCD/2009-193/178 dated October 27, 2015.			
IDLC	200.0	14.9	74.4 - 74.4	NHFIL: Sale Declaration of a Corporate Sponsor Director: Eastern Insurance Co. Ltd. one of the Corporate Sponsor Directors of the Company, has expressed its intention to sell 9,66,557 shares out of its total holding 56,35,624 shares of the Company at prevailing market price (in the Public Market) through Stock Exchange (DSE) within next 30 working days.			
SQURPHARMA	60.0	14.7	245 - 245	MEGHNALIFE: Decision to issue 'Sandhani AML-Meghna Life Income Fund': The Company has informed that Board of Directors of the Company has taken a decision to sponsor 'Sandhani AML-Meghna Life Income Fund' upon completing formalities and getting approval from BSEC, under following key features: Name of the Fund: Sandhani AML-Meghna Life Income Fund; Total target size: BDT 20.00 crore; Sponsors contribution: BDT 5.00 crore Tentative date of submission to BSEC: October 15, 2021; Tentative investment time schedule: October 15, 2021; Nature of the fund: Open-ended; Dividend policy: Distribute 70% of income as dividend; Proposed Trustee: Bangladesh General Insurance Company Limited and Proposed Custodian: BRAC Bank.			
PTL	196.5	13.1	63.7 - 69				
BEXIMCO	100.0	12.7	117 - 138.2				
BSCCL	56.3	12.6	224 - 224				
DOMINAGE	260.0	10.7	40.1 - 44.5				
SSSTEEL	440.0	10.5	23.8 - 23.8				
HRTX	111.0	9.3	82.9 - 84				
AIL	153.0	8.8	53.1 - 60.9				
BENGALWTL	232.5	6.5	28 - 28				
GENEXIL	50.0	5.8	116 - 116				
FORTUNE	70.0	4.8	68 - 68				
SALVOCHEM	90.0	4.8	52.8 - 52.8				
NBL	500.0	4.7	9.3 - 9.3				
ISLAMICFIN	132.0	4.5	33 - 36.6				
BEACONPHAR	17.5	3.9	220 - 224				
WALTONHIL	3.0	3.8	1266.1 - 1266.1				
EASTLAND	80.0	3.7	46.5 - 46.5				
IPDC	74.5	3.3	44.8 - 45				
ICBAMCL2ND	211.0	3.0	14.2 - 14.2				
PHARMAID	4.5	2.8	630 - 630				
ACFL	50.0	2.3	46 - 46				
SAIFPOWER	65.5	2.2	34.3 - 34.4				
CVOPRL	10.0	2.0	203 - 203				
IBNSINA	7.0	1.9	276 - 276				
ALIF	108.5	1.8	16.6 - 17				
EMERALDOIL	43.5	1.7	38 - 38				
BSC	30.0	1.6	53 - 53				
LRBDL	30.0	1.6	52.6 - 52.6				
RAHIMAFOD	4.0	1.5	377.5 - 377.5				
FUWANGFOOD	66.5	1.5	22.6 - 22.7				
STANDARINS	15.0	1.4	94 - 94				
PROGRESLIF	9.8	1.2	122.1 - 130				
AMANFEED	17.0	1.2	68.9 - 68.9				
MEGHNALIFE	10.0	1.1	110 - 110				
RUPALIIFE	10.0	0.9	85.9 - 85.9				
LANKABAFIN	20.0	0.8	42 - 42				
NRBCBANK	27.0	0.8	30.9 - 30.9				
IFIC	50.0	0.8	16.2 - 16.2				
ANWARGALV	1.6	0.7	450 - 450				
MHSM	26.3	0.6	24.5 - 24.5				
SALAMCRST	14.0	0.6	39.5 - 39.5				
SAFKOSPINN	19.7	0.5	27.8 - 27.8				
SAMORITA	5.5	0.5	94.8 - 94.8				
RAKCEAMIC	10.0	0.5	50 - 50				

Disclaimer: This document has been prepared by EBL Securities Ltd. (EBLSL) for information only of its clients on the basis of the publicly available information in the market and own research. This document has been prepared for information purpose only and does not solicit any action based on the material contained herein and should not be construed as an offer or solicitation to buy or sell or subscribe to any security. Neither EBL Securities Ltd. nor any of its directors, shareholders, member of the management or employee represents or warrants expressly or impliedly that the information or data of the sources used in the documents are genuine, accurate, complete, authentic and correct. However all reasonable care has been taken to ensure the accuracy of the contents of this document. EBL Securities Ltd. will not take any responsibility for any decisions made by investors based on the information herein.

