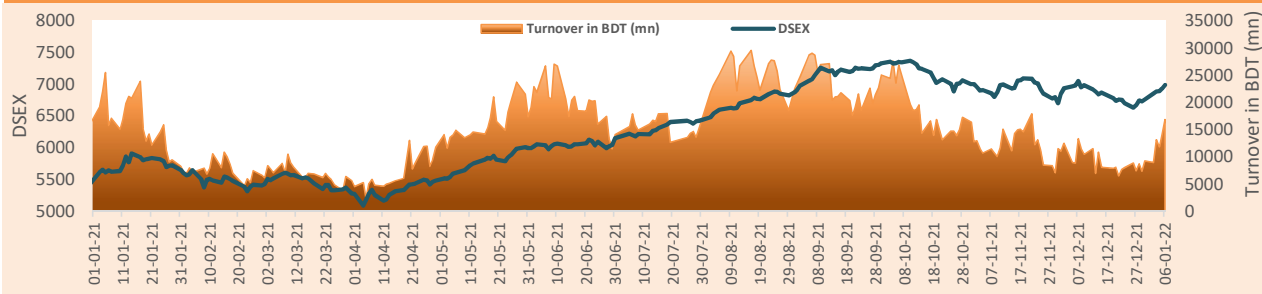


RECENT MARKET MOVEMENT



DSE MARKET SUMMARY

	Today	Yday	Point Change	Δ Daily	Δ 1 Month	Δ YTD	Δ 1 Year
DSEX	6,987	6,930	▲ 57.5	0.8%	0.1%	3.4%	23.9%
DS30	2,603	2,576	▲ 27.2	1.1%	-1.2%	2.8%	25.6%
DSMEX (SME)	599	607	▼ (8.1)	-1.3%	-44.3%	-3.3%	n/a
Market Cap (BDT bn)	5,580	5,533	▲ 47.0	0.8%	0.2%	2.9%	18.9%
Turnover (BDT mn)	16,835	14,142	▲ 2,693.1	19.0%	89.8%	82.6%	6.7%
Total Trade	255,045	234,613	▲ 20,432.0	8.7%	16.4%	61.7%	1.1%
Volume (mn)	378	326	▲ 52.2	16.0%	60.8%	119.2%	-31.7%

CSE MARKET SUMMARY

	Today	Yday	Point Change	Daily	Δ 1 Month	Δ YTD	Δ 1 Year
CSCX	12,310	12,207	▲ 103.4	0.8%	0.4%	4.2%	25.3%
CASPI	20,495	20,327	▲ 168.4	0.8%	0.5%	4.2%	25.8%
Market Cap (BDT bn)	4,880	4,841	▲ 39.1	0.8%	0.5%	3.8%	23.6%
Turnover (BDT mn)	413	435	▼ (21.9)	-5.0%	17.3%	-29.5%	-62.1%
Total Trade	16,084	15,863	▲ 221.0	1.4%	-45.5%	30.7%	-54.8%
Volume ('000)	14,186	14,370	▼ (183.6)	-1.3%	19.8%	-40.4%	-70.2%

TODAY'S MARKET COMMENTARY

Equity indices of the Dhaka Stock Exchange settled higher as investors are optimistic for sustainable performance of the bourse in the following days. DSEX, the prime index of the Dhaka Stock Exchange, went up by 57.5 points or 0.8% to settle at 6,987 points as against 6,930 points in the previous session. Furthermore, the BSEC's consideration of market-set interest rates for margin loans is deemed to benefit investors' participation further, resulting in the index's strong performance in the days ahead. Investors' participation considerably increased while total turnover has advanced by 19.04% and stood at 16.83bn as against BDT 14.14bn in the previous session. On the sectoral front, Bank (14.5%) issues exerted the highest turnover followed by Miscellaneous (12.5%) and Life Insurance (10.8%) stocks. Most sectors displayed positive performance, out of which Cement (3.9%), Fuel & Power (3.4%) and Life Insurance (2.2%) have exerted the most positive returns while General Insurance (-1.4%), Jute (-1.2%) and Tannery (-0.9%) sectors observed the most corrections on the bourse today. However, the majority of the stocks closed in red territory. Out of the 378 issues traded, 164 advanced, 179 declined, and 35 remained unchanged.

The port city bourse, CSE, settled in green terrain. The selected indices (CSCX) and All Share Price Index (CASPI) advanced by 103.4 points and 168.4 points respectively.

Sources: DSE, <http://www.dsebd.org>; <http://www.bloomberg.com>; EBLSL Research Team;

*Turnover includes block trade in DSE; **Return means Capital gain plus any dividend yield;

PE2=PE includes negative earnings and MFs; PE3=PE Based on last audited net earnings, excluding negative earnings.


> Index Impact=Prev day closing index multiplied by Change in free float market cap multiplied by Last day free float market weight; >>Free float= Total holding-Sponsors-Gov.t holding;

DAILY MARKET REVIEW

Thursday, January 6, 2022

MARKET VALUATION			SCRIP WISE PERFORMANCE		
	Today	Yday	Advanced	Declined	Unchanged
Market P/NAVPS	2.0	1.9			
Market Fw. P/E ⁺	16.0	15.9	↑ 164	↓ 179	= 35
DSEX Trailing PE ³	17.7	17.5			

DAY'S SECTOR MOVEMENT							
Sector	Turnover (mn)	% of T/O	M. Cap (mn)	% of M. Cap	T.PE (x)	F. P/E (x)	P/NAV (x)
Bank	2,438.6	14.5%	749,031	15.1%	10.3	8.1	0.9
Cement	655.0	3.9%	140,551	2.8%	27.3	23.4	2.9
Ceramics	81.5	0.5%	31,497	0.6%	71.4	34.0	2.0
Engineering	1,066.4	6.3%	573,365	11.5%	17.9	20.7	2.1
Financial Institutions	706.0	4.2%	238,018	4.8%	25.5	23.8	4.3
Food & Allied	734.9	4.4%	457,293	9.2%	33.7	25.3	9.2
Fuel & Power	1,655.5	9.8%	503,816	10.1%	12.7	12.6	1.3
General Insurance	938.6	5.6%	134,183	2.7%	26.1	20.8	2.3
IT	287.1	1.7%	40,272	0.8%	34.4	27.6	2.8
Jute	11.9	0.1%	1,993	0.0%	72.9	650.3	23.2
Life Insurance	1,815.4	10.8%	82,490	1.7%	104.3	n/a	n/a
Miscellaneous	2,109.4	12.5%	255,342	5.1%	23.6	12.5	2.3
Mutual Fund	87.0	0.5%	41,916	0.8%	5.0	4.3	0.7
Paper & Printing	227.0	1.3%	31,477	0.6%	60.6	35.0	2.0
Pharma. & Chemicals	1,367.2	8.1%	724,831	14.6%	19.9	16.1	2.7
Services & Real Est.	225.3	1.3%	28,321	0.6%	23.1	21.5	1.3
Tannery	485.8	2.9%	36,369	0.7%	98.8	39.5	3.6
Telecommunication	568.0	3.4%	711,973	14.3%	17.4	18.3	6.1
Textile	1,151.3	6.8%	167,887	3.4%	27.0	18.1	1.1
Travel & Leisure	222.7	1.3%	26,132	0.5%	213.7	177.6	0.8
Equity Market	16,834.6	100.0%	4,976,756	100.0%			

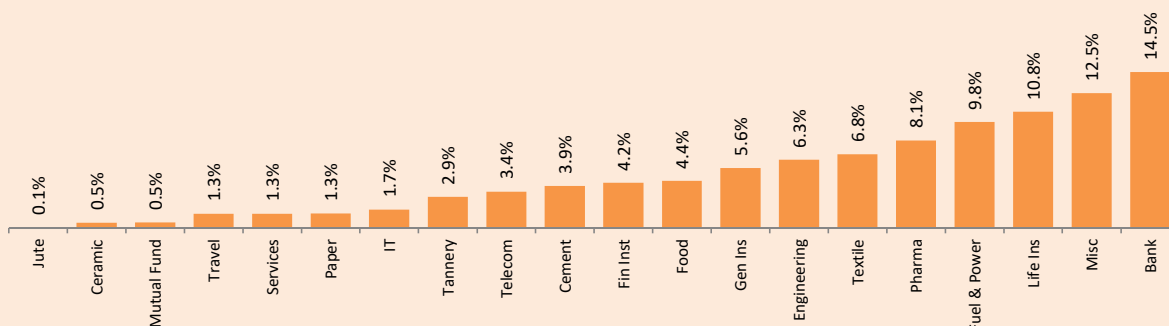


TODAY'S INDEX (DSEX) PULLER ⁺				TODAY'S INDEX (DSEX) DRAGGER ⁺			
TICKER	%Δ in M.Cap	(+ve Cont.		TICKER	%Δ in M.Cap	(-)ve Cont.	
LHBL	4.8%	4.8	5.9	RENATA	-0.6%	(1.6)	
DELTALIFE	9.0%	9.0	5.6	GENEXIL	-2.6%	(1.1)	
TITASGAS	9.9%	9.9	3.6	FORTUNE	-2.2%	(1.0)	
BSCCL	7.9%	7.9	2.8	FAREASTLIF	-5.4%	(0.9)	
BSC	10.0%	10.0	2.7	SONALIPAPR	-4.2%	(0.8)	
BATBC	0.7%	0.7	2.4	BXPHERMA	-0.3%	(0.7)	
SQURPHARMA	0.5%	0.5	2.3	CVOPRL	-4.8%	(0.6)	
SIBL	7.3%	7.3	2.2	GREENDELT	-2.0%	(0.5)	
NRBCBANK	9.8%	9.8	2.0	MAKSONSPIN	-2.5%	(0.5)	
POWERGRID	4.2%	4.2	1.9	PIONEERINS	-2.2%	(0.4)	

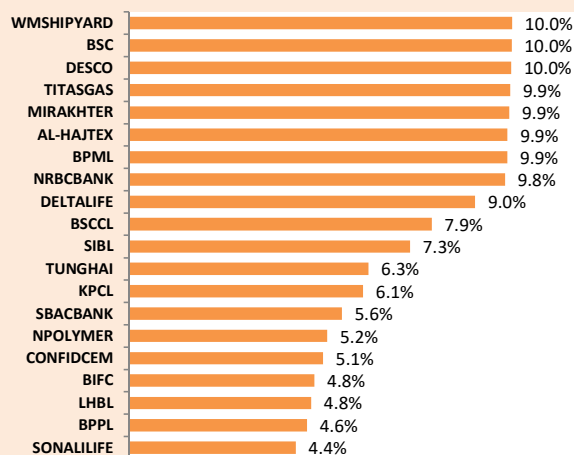
Sources: DSE, <http://www.dsebd.org>; <http://www.bloomberg.com>; EBLSL Research Team;

Note: Disclaimer has been annexed at the end of the report.

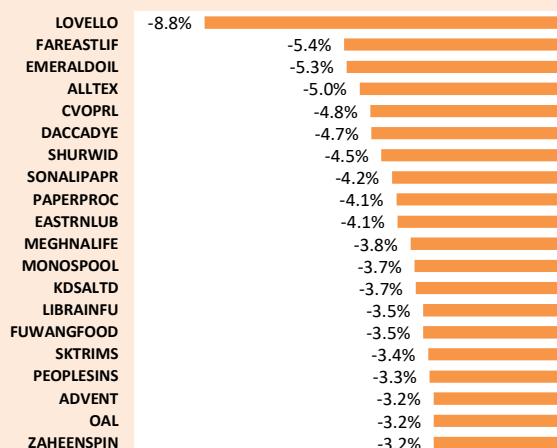
TURNOVER DISTRIBUTION



TOP GAINERS**



TOP LOSERS**



TOP 20 TURNOVER* (BDT mn)

TICKER	Turnover	% Turnover	Price
DELTALIFE	1,233.3	7.3%	212.4
BEXIMCO	1,126.4	6.7%	149.9
ISLAMIBANK	972.8	5.8%	32.3
BSC	783.5	4.7%	104.6
POWERGRID	700.6	4.2%	69.7
FORTUNE	458.4	2.7%	110.6
LHBL	444.1	2.6%	81.5
ONEBANKLTD	382.3	2.3%	14.4
BSCCL	361.4	2.1%	226.7
LOVELLO	317.4	1.9%	43.6
ACTIVEFINE	284.5	1.7%	29.9
ORIONPHARM	238.8	1.4%	100.8
NHFIL	234.7	1.4%	57.9
GPHISPAT	209.8	1.2%	58.6
IFIC	206.9	1.2%	18.4
SAIFPOWER	189.4	1.1%	43.0
PENINSULA	188.8	1.1%	40.8
GSPFINANCE	186.6	1.1%	27.8
FAREASTLIF	173.4	1.0%	68.3
HEIDELBCEM	151.2	0.9%	276.2

TOP MKT CAP (BDT mn)

Ticker	M. Cap (mn)	MKT. Weight	Price
GP	470,309	9.5%	348.3
BATBC	353,970	7.1%	655.5
WALTONHIL	347,307	7.0%	1,146.5
ROBI	204,279	4.1%	39.0
SQRPHARMA	191,296	3.8%	215.8
UPGDCL	150,779	3.0%	260.1
RENATA	139,801	2.8%	1,304.2
BEXIMCO	131,360	2.6%	149.9
ICB	104,273	2.1%	129.4
LHBL	94,652	1.9%	81.5
BXPBARMA	87,572	1.8%	196.3
BERGERPBL	82,205	1.7%	1,772.5
BRACBANK	79,911	1.6%	57.4
MARICO	72,916	1.5%	2,314.8
BEACONPHAR	55,902	1.1%	242.0
ISLAMIBANK	52,003	1.0%	32.3
DUTCHBANGL	51,359	1.0%	81.2
POWERGRID	49,677	1.0%	69.7
SUMITPOWER	42,288	0.8%	39.6
TITASGAS	40,459	0.8%	40.9

DAILY MARKET REVIEW

Thursday, January 6, 2022

UPCOMING IPOs

Ticker	IPO Size (mn)	GP Quota	Quota(Shares)	Min.Inv Cut of Date	Offer Price	Subs. Open	Subs. Close
n/a	n/a	n/a	n/a	n/a	n/a	n/a	n/a
n/a	n/a	n/a	n/a	n/a	n/a	n/a	n/a

UPCOMING DIVIDENDS

Ticker	Period	Cash Div	Bonus Div	EPS (BDT)	NAVPS (BDT)	Record Date	AGM Date
BSC	FY 2021	12%	-	4.72	64.62	16-01-22	27-01-22
EASTRNLUB	FY 2021	140%	20%	52.18	229.36	18-01-22	12-03-22
PADMAOIL	FY 2021	125%	-	23.27	174.16	20-01-22	26-02-22

TODAY'S TOP BLOCK TRANSACTIONS

Ticker	Volume ('000)	Value (mn)	Price Range
ISLAMIBANK	32,205.2	966.2	30 - 30
HEIDELBCEM	596.1	150.2	252 - 252
PADMALIFE	1,003.0	52.6	50 - 55
FORTUNE	475.0	51.3	108 - 108
DELTALIFE	221.7	44.7	190.2 - 202.1
PROVATIINS	250.2	31.3	117 - 136
GENEXIL	111.0	18.5	166.5 - 166.5
AL-HAJTEX	199.0	15.1	74 - 78
BRACBANK	200.0	11.4	57.2 - 57.2
PENINSULA	248.7	9.8	39.2 - 39.6
SIBL	501.0	7.6	15.1 - 15.2
ONEBANKLTD	400.0	6.0	15 - 15
BEXIMCO	35.0	5.2	140 - 163
KTL	130.0	4.5	34.6 - 34.6
AMANFEED	66.0	4.3	65.3 - 65.3
BSCCL	20.0	4.2	212 - 212
GBBPOWER	115.0	4.2	35.5 - 36.2
REPUBLIC	70.0	4.1	58 - 58
KDSALTD	50.0	3.6	72.5 - 72.5
PHOENIXFIN	94.8	2.7	28.4 - 28.5
PHARMAID	3.7	2.2	584.9 - 584.9
AGNISYSL	84.0	1.9	22.5 - 22.5
MARICO	0.8	1.8	2306 - 2306
APEXFOOT	6.0	1.7	280 - 280
MBL1STMF	183.3	1.5	8 - 8
POWERGRID	20.0	1.4	67.5 - 67.5
GSPFINANCE	44.0	1.3	29 - 29
SEAPPEARL	22.2	1.1	47.9 - 47.9
LRGLOBMF1	150.0	1.1	7 - 7
LOVELLO	22.3	1.0	46 - 46
ASIAINS	8.4	1.0	116 - 116
GREENDELMF	119.0	0.9	7.6 - 7.6
CVOPRL	4.0	0.9	220.8 - 220.8
SONALIPAPR	1.0	0.8	780 - 780
ICB	5.1	0.6	125 - 125
ORIONINFU	6.2	0.6	95.7 - 95.7
MAKSONSPIN	20.0	0.6	28.3 - 28.3
GOLDENSON	26.0	0.6	21.5 - 21.5
ISNLTD	12.0	0.6	46 - 46
SONALILIFE	7.3	0.5	70.9 - 70.9
GLOBALINS	9.3	0.5	54 - 54
-	-	-	-
-	-	-	-
-	-	-	-
-	-	-	-
-	-	-	-
-	-	-	-
-	-	-	-
-	-	-	-
-	-	-	-
-	-	-	-
-	-	-	-
-	-	-	-
-	-	-	-

UPCOMING BOARD MEETING DATE

Ticker	Period	Meeting Date
DACCADYE	Year-End, Q1'22	06-Jan-22

DSE NEWS IN BRIEF

ICB: Sale Declaration of a Corporate Director: Bangladesh Development Bank Ltd., one of the Corporate Directors of the Company, has expressed its intention to sell 1,00,000 shares out of its total holding 20,65,38,492 shares of the Company at prevailing market price (in the Public Market) through Dhaka Stock Exchange within next 30 working days.

PDL: Sale declarations of Sponsor Directors and Corporate Director: Mr. Md. Shafiul Azam (Mohsin), Mr. Md. Shadequul Alam (Yasin) both are Sponsor Directors; and Disney Properties Ltd., Corporate Director of the Company, have expressed their intentions to sell 8,50,000 shares, 5,40,000 shares and 1,60,000 shares each out of their total holdings of 2,62,80,412 shares, 1,52,72,309 shares and 42,77,958 shares respectively at prevailing market price (in the Public Market) through Dhaka Stock Exchange within next 30 working days.

LHBL: Recommencement of Aggregate business: The Company has further informed that on January 05, 2022 the Division Bench of the Honorable High Court Division of the Supreme Court of Bangladesh has delivered their judgment making the Rule absolute. Accordingly, the Company has recommenced the production and sales of Aggregate with immediate effect.

GENERAL DISCLOSURE

Disclaimer: This document has been prepared by EBL Securities Ltd. (EBLSL) for information only of its clients on the basis of the publicly available information in the market and own research. This document has been prepared for information purpose only and does not solicit any action based on the material contained herein and should not be construed as an offer or solicitation to buy or sell or subscribe to any security. Neither EBLSL nor any of its directors, shareholders, member of the management or employee represents or warrants expressly or impliedly that the information or data of the sources used in the documents are genuine, accurate, complete, authentic and correct. However all reasonable care has been taken to ensure the accuracy of the contents of this document. EBLSL will not take any responsibility for any decisions made by investors based on the information herein.