

**TODAY'S MARKET COMMENTARY**

The Dhaka bourse has traded stocks under new circuit breaker rule for second day today which ensured market remained afloat amid coronavirus concerns as the total number of cases reached 27. Some investors have engaged in profit booking capitalizing on 371 points gain in the last trading day. Also, investors are also engaged in selling off to avoid further loss. However, turnover was lower at BDT 1,458 mn compared to general market level due to lower participation and shortened trading hour. The Pharmaceuticals & Chemicals sector lead the sector-wise turnover board, which contributed 36.4 per cent of the day's total followed by Bank (14.7%) and Ceramic (11.7%) while RENATA topped the scrip-wise turnover board and contributed 14.97 per cent of the day's total. Of the sectors Telecom (1.3%), Food (1.0%) and Bank (0.4%) displayed highest price appreciation and Paper (-5.2%), Tannery (-5.2%) and Life Insurance (-2.4%) displayed highest price correction in today's session.

The port city's bourse, Chittagong Stock Exchange registered gain at the end of the session. The selected index, CSCX and all Share Price Index, CASPI increased by 136.4 and 224.0 points respectively.

**DAY'S SECTOR MOVEMENT**

Sector	Return	Turnover (mn)	% Turnover	M.Cap (mn)	% of M.Cap	P/E (x)	P/NAV (x)
Bank	0.4%	214.7	14.7%	438,206	17.2%	6.7	0.6
Cement	-0.8%	11.6	0.8%	72,905	2.9%	26.1	1.8
Ceramics	0.3%	171.3	11.7%	20,285	0.8%	21.6	1.3
Engineering	-2.2%	136.1	9.3%	132,480	5.2%	14.9	0.9
Financial Institutions	0.4%	39.4	2.7%	125,722	4.9%	19.1	2.2
Food & Allied	1.0%	33.5	2.3%	208,192	8.2%	17.0	4.6
Fuel & Power	-1.7%	107.1	7.3%	361,903	14.2%	9.8	1.1
General Insurance	-0.7%	36.7	2.5%	43,652	1.7%	10.8	0.9
IT	-0.9%	35.5	2.4%	19,688	0.8%	16.3	1.7
Jute	-2.1%	6.1	0.4%	1,752	0.1%	35.6	6.3
Life Insurance	-2.4%	5.5	0.4%	48,737	1.9%	n/a	n/a
Miscellaneous	-0.4%	28.3	1.9%	92,302	3.6%	19.8	1.0
Mutual Fund	-0.3%	24.7	1.7%	28,072	1.1%	n/a	n/a
Paper & Printing	-5.2%	2.0	0.1%	10,672	0.4%	30.3	1.1
Pharma. & Chemicals	0.1%	530.6	36.4%	456,253	17.9%	14.2	2.0
Services & Real Estate	-0.1%	8.0	0.5%	13,103	0.5%	11.0	0.6
Tannery	-5.2%	5.7	0.4%	17,823	0.7%	19.8	1.6
Telecommunication	1.3%	20.6	1.4%	335,232	13.2%	9.5	7.5
Textile	-0.4%	38.3	2.6%	95,305	3.7%	9.6	0.6
Travel & Leisure	-0.2%	2.6	0.2%	24,225	1.0%	22.8	0.7

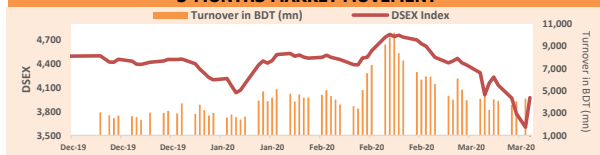
**DSE MARKET SUMMARY**

	Today	Yday	Change	%
DSEX	3,960	3,975	▼ (14.79)	-0.37%
DS30	1,322	1,326	▼ (4.22)	-0.32%
DSES	917	919	▼ (2.76)	-0.30%
Market Cap (BDT bn)	3,102	3,107	▼ (5.03)	-0.16%
Turnover (BDT mn)	1,458	491	▲ 967.1	196.9%
Volume (mn)	48	13	▲ 35.2	280%
Market Forward P/E	10.83	10.83		

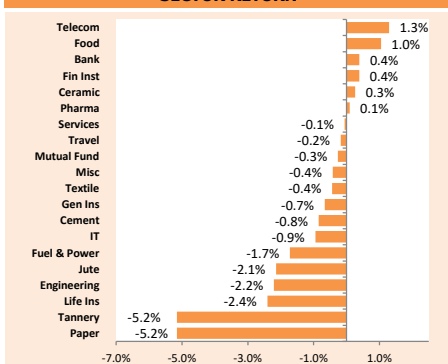
**SCRIP WISE PERFORMANCE**

No of Issues Advanced	No of Issues Declined	Issues Unchanged
112	48	208

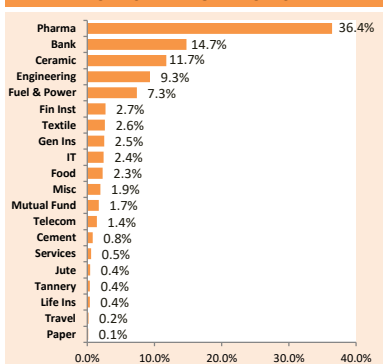
**3-MONTHS MARKET MOVEMENT**



**SECTOR RETURN**



**TURNOVER DISTRIBUTION**



**EARNINGS (EPS) UPDATE (BDT)**

Name	This Yr.	Last Yr.	Growth	Period
UNITEDINS	1.95	2.06	▼ -5.3%	Jan-Dec'19
LHBL	1.50	0.96	▲ 56.3%	Jan-Dec'19
GLAXOSMITH	81.83	-52.75	▲ 255.1%	Jan-Dec'19

**DSE NEWS IN BRIEF**

Junk and some over-valued stocks were the real winners of the capital market regulator's move on Thursday to set a new floor price to thwart a meltdown in the bourse amid the heightened coronavirus fears. The Bangladesh Securities and Exchange Commission (BSEC) has set the floor price of all stocks by calculating their last five days' average prices. As junk and over-valued stocks were not excluded from the newly-fixed prices, gamblers behind these stocks gained the most.

**TODAY'S WORLD STOCK INDICES**

Indices	Country	Today	Yday	Change	% Change
DJIA	USA	19,174	20,087	▼ -913.2	-4.55%
FTSE 100	UK	5,191	5,152	▲ 39.2	0.76%
SENSEX	India	29,916	28,288	▲ 1,627.7	5.75%
Nikkei 225	Japan	16,553	16,727	▼ -173.7	-1.04%

**TOP 10 GAINERS**

Ticker	Price	Change**	Forward P/E
BIFC	2.6	30.0%	n/a
DELTASPINN	3.5	25.0%	12.1
FAREASTFIN	2.4	20.0%	3.0
EXIM1STMF	4.1	17.1%	3.7
CNATEX	1.7	13.3%	n/a
ILFSL	4.5	12.5%	8.5
RNSPIN	3.7	12.1%	n/a
AZIZPIPES	107.5	9.9%	134.4
ACIFORMULA	97.1	9.2%	33.5
KEYACOSMET	2.5	8.7%	2.1

**TOP 10 LOSERS**

Ticker	Price	Change**	Forward P/E
BSRMLTD	53.8	-9.9%	6.8
ASIAPACINS	19.0	-9.5%	12.1
UTTARAFIN	43.7	-9.0%	5.3
MAKSONSPIN	5.1	-8.9%	42.5
KBPPWBIL	6.2	-8.8%	24.8
CENTRALINS	22.8	-8.8%	10.7

**TOP 10 TURNOVER\* (BDT mn)**

Ticker	Turnover	% Turnover	Price	%Δ in Price
RENATA	218.3	14.97%	1026.2	▼ -0.77%
MONNOCERA	170.9	11.72%	141.4	▲ 7.61%
BEACONPHAR	131.3	9.00%	60.7	▼ -3.34%
LINDEBD	65.0	4.46%	1212.1	▲ 1.93%
SQURPHARMA	46.3	3.17%	172.5	▲ 1.23%
JMISMIDL	30.5	2.09%	296.1	▲ 2.92%
BANKASIA	28.2	1.93%	16.3	▼ -0.61%
AZIZPIPES	28.0	1.92%	107.5	▲ 9.92%
MONNOSTAF	19.9	1.37%	794.8	▼ -1.38%
MERCANBANK	19.4	1.33%	11.1	▲ 3.74%

**EXCHANGE RATES**

USD	EURO	RUPEE	GBP
84.95	92.74	1.17	98.69

**TOP MKT CAP (BDT)**

Ticker	Price	M. Cap (mn)	% M.Cap
GP	238.8	322,452	12.66%
BATBC	907.6	163,368	6.42%
SQURPHARMA	172.5	145,631	5.72%
UPGDCL	220.2	116,044	4.56%
RENATA	1026.2	90,910	3.57%
BERGERPBL	1308.6	60,690	2.38%

**CSE MARKET UPDATES**

	Today	Yday	Change	%
CSCX	6,778	6,641	▲ 136.4	2.1%
CASPI	11,187	10,963	▲ 224.0	2.0%
CSI	726	712	▲ 13.2	1.9%
Market Cap (BDT bn)	2,426	2,218	▲ 207.9	9.4%
Turnover (BDT mn)	56	11	▲ 45	416%
Volume ('000)	3,127	602	▲ 2,525	420%

**UPCOMING DIVIDENDS/ RIGHTS OFFERINGS**

Ticker	Record Date	AGM Date	Declaration
PARAMOUNT	25-Mar-20	8-Apr-20	2% C, 2% B
LHBL	1-Apr-20	7-May-20	10% C

Source: DSE, <http://www.dsebd.org>; <http://www.bloomberg.com>; EBLSL Research Team

Website: [www.eblsecurities.com](http://www.eblsecurities.com)

\*Turnover includes block trade; \*\*Changes/ return has calculated based on the dividend adjusted price on record date; PE excludes stocks with negative earnings

e-mail: [research@eblsecurities.com](mailto:research@eblsecurities.com)

**Disclaimer:** This document has been prepared by EBL Securities Ltd. (EBLSL) for information only of its clients on the basis of the publicly available information in the market and own research. This document has been prepared for information purpose only and does not solicit any action based on the material contained herein and should not be construed as an offer or solicitation to buy or sell or subscribe to any security. Neither EBLSL nor any of its directors, shareholders, member of the management or employee represents or warrants expressly or impliedly that the information or data of the sources used in the documents are genuine, accurate, complete, authentic and correct. However all reasonable care has been taken to ensure the accuracy of the contents of this document. EBLSL will not take any responsibility for any decisions made by investors based on the information herein.