

TODAY'S MARKET COMMENTARY

The Dhaka bourse has stayed afloat under the new circuit breaker rule & shortened trading period with 0.62% increase and closed at 3,985 points. Market participation stayed low amid anticipated economic downturn and total turnover was BDT 2,543 million. Meanwhile, Bangladesh Bank's decision to purchase T-Bill and T-Bond is expected to assist Banks and NBFIs to tackle possible liquidity crisis going forward. Investors mainly exerted buying pressure on bank sector today. The Pharmaceuticals & Chemicals sector lead the sector-wise turnover board, which contributed 36.9 per cent of the day's total followed by Fuel & Power (12.5%) and Engineering (10.4%) while RENATA topped the scrip-wise turnover board and contributed 9.45 per cent of the day's total. Of the sectors Bank (1.8%), General Insurance (0.4%) and Travel (0.4%) displayed highest price appreciation and Cement (-0.9%), Ceramic (-0.7%) and IT (-0.1%) displayed highest price correction in today's session. Out of 352 sectors traded, 97 issues advanced, 47 issues declined and 208 issues remain unchanged. The port city's bourse, Chittagong Stock Exchange registered gain at the end of the session. The selected index, CSCX and all Share Price Index, CASPI increased by 49.6 and 84.8 points respectively.

DAY'S SECTOR MOVEMENT

Sector	Return	Turnover (mn)	% Turnover	M.Cap (mn)	% of M.Cap	P/E (x)	P/NAV (x)
Bank	1.8%	258.9	10.2%	446,147	17.5%	6.9	0.7
Cement	-0.9%	21.4	0.8%	72,282	2.8%	25.8	1.8
Ceramics	-0.7%	122.8	4.8%	20,138	0.8%	21.5	1.3
Engineering	0.0%	264.0	10.4%	132,499	5.2%	15.0	0.9
Financial Institutions	-0.1%	43.5	1.7%	125,654	4.9%	19.1	2.2
Food & Allied	0.0%	75.0	3.0%	208,196	8.1%	17.0	4.2
Fuel & Power	0.3%	316.9	12.5%	362,823	14.2%	9.8	1.1
General Insurance	0.4%	41.6	1.6%	43,829	1.7%	10.8	0.9
IT	-0.1%	26.6	1.0%	19,669	0.8%	16.2	1.7
Jute	0.0%	8.2	0.3%	1,753	0.1%	35.6	6.3
Life Insurance	0.0%	11.9	0.5%	48,748	1.9%	n/a	n/a
Miscellaneous	0.0%	86.0	3.4%	92,314	3.6%	19.8	1.0
Mutual Fund	0.0%	27.2	1.1%	28,064	1.1%	n/a	n/a
Paper & Printing	-0.1%	5.0	0.2%	10,666	0.4%	30.3	1.1
Pharma. & Chemicals	0.4%	938.2	36.9%	457,860	17.9%	14.3	2.1
Services & Real Estate	0.2%	4.6	0.2%	13,129	0.5%	11.0	0.7
Tannery	0.3%	132.3	5.2%	17,868	0.7%	19.9	1.6
Telecommunication	0.1%	79.4	3.1%	335,479	13.1%	9.5	7.5
Textile	0.0%	74.8	2.9%	95,267	3.7%	9.6	0.6
Travel & Leisure	0.4%	3.8	0.2%	24,314	1.0%	22.9	0.7

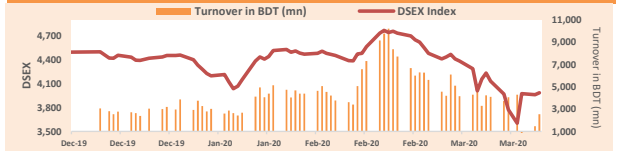
DSE MARKET SUMMARY

	Today	Yday	Change	%
DSEX	3,985	3,960	▲ 24.58	0.62%
DS30	1,324	1,322	▲ 2.21	0.17%
DSES	919	917	▲ 2.14	0.23%
Market Cap (BDT bn)	3,113	3,102	▲ 10.22	0.33%
Turnover (BDT mn)	2,543	1,458	▲ 1,084.7	74.4%
Volume (mn)	83	48	▲ 35.8	75%
Market Forward P/E	10.93	10.89		

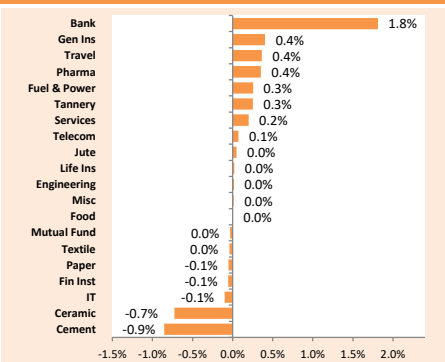
SCRIP WISE PERFORMANCE

No of Issues Advanced	No of Issues Declined	Issues Unchanged
97	47	208

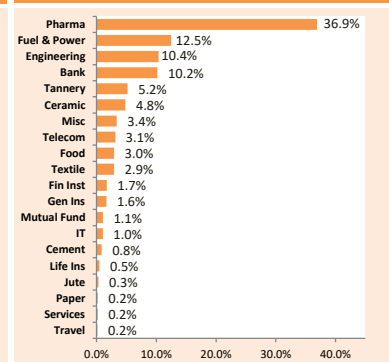
3-MONTHS MARKET MOVEMENT



SECTOR RETURN



TURNOVER DISTRIBUTION



EARNINGS (EPS) UPDATE (BDT)

Name	This Yr.	Last Yr.	Growth	Period
MERCANBANK	3.01	3.12	▼ -3.5%	Jan-Dec'19
BANKASIA	1.68	1.92	▼ -12.5%	Jan-Dec'19
UNITEDINS	1.95	2.06	▼ -5.3%	Jan-Dec'19

DSE NEWS IN BRIEF

In an unprecedented move, the central bank yesterday said it will buy Treasury bills and bonds from banks and non-bank financial institutions (NBFIs) to tackle the impending economic slowdown brought on by the coronavirus pandemic. The government securities from the secondary bond market will be purchased such that liquidity management of banks and NBFIs will not face any impediment due to the coronavirus pandemic, according to a central bank notice.

TODAY'S WORLD STOCK INDICES

Indices	Country	Today	Yday	Change	% Change
DJIA	USA	19,174	20,087	-913.2	▼ -4.55%
FTSE 100	UK	5,191	5,152	39.2	▲ 0.76%
SENSEX	India	26,582	29,916	-3,334.2	▼ -11.15%
Nikkei 225	Japan	16,888	16,553	334.9	▲ 2.02%

TOP 10 GAINERS

Ticker	Price	Change**	Forward P/E
MERCANBANK	12.3	10.8%	4.1
ABBANK	7.7	10.0%	128.3
CENTRALPHL	13.2	10.0%	27.5
ACIFORMULA	106.8	10.0%	36.8
BDWELDING	15.6	9.9%	8.0
ACI	202.2	6.3%	n/a
DSHGARME	109.3	5.9%	40.9
PRIMEINSUR	18	5.9%	41.9
ALLTEX	7.9	5.3%	n/a
PEOPLESINS	15.9	5.3%	10.2

TOP 10 LOSERS

Ticker	Price	Change**	Forward P/E
DULAMIACOT	49.3	-9.5%	n/a
MICEMENT	43.8	-8.4%	25.9
ILFSL	4.2	-6.7%	7.9
ISLAMIINS	20.9	-5.0%	14.0
MEGHNACEM	72.7	-4.7%	24.9
MBL1STMF	6.5	-4.4%	6.8

TOP 10 TURNOVER* (BDT mn)

Ticker	Turnover	% Turnover	Price	%Δ in Price
RENATA	240.1	9.45%	1026.2	▲ 0.00%
LINDEBD	177.9	7.00%	1243.9	▲ 2.62%
BEACONPHAR	129.5	5.09%	60.7	▲ 0.00%
MONNOCERA	120.4	4.74%	137.3	▼ -2.90%
APEXFOOT	108.5	4.27%	223.8	▲ 2.05%
ORIONPHARM	79.1	3.11%	42.5	▲ 1.19%
ORIONINFU	62.3	2.45%	72.2	▲ 0.14%
FARCHEM	55.5	2.18%	10.1	▲ 3.06%
NLTUBES	53.1	2.09%	103.2	▲ 0.10%
CENTRALPHL	52.5	2.06%	13.2	▲ 10.00%

EXCHANGE RATES

USD	EURO	RUPEE	GBP
84.95	90.86	1.16	98.92

TOP MKT CAP (BDT)

Ticker	Price	M. Cap (mn)	% M.Cap
GP	238.8	322,452	12.61%
BATBC	907.6	163,368	6.39%
SQURPHARMA	172.5	145,631	5.70%
UPGDCL	220.2	116,044	4.54%
RENATA	1026.2	90,910	3.56%
BERGERPBL	1308.6	60,690	2.37%

CSE MARKET UPDATES

	Today	Yday	Change	%
CSCX	6,827	6,778	▲ 49.6	0.7%
CASPI	11,272	11,187	▲ 84.8	0.8%
CSI	727	726	▲ 1.2	0.2%
Market Cap (BDT bn)	2,438	2,426	▲ 12.1	0.5%
Turnover (BDT mn)	59	56	▲ 4	6%
Volume ('000)	3,452	3,127	▲ 325	10%

UPCOMING DIVIDENDS/ RIGHTS OFFERINGS

Ticker	Record Date	AGM Date	Declaration
PARAMOUNT	25-Mar-20	8-Apr-20	2% C, 2% B
LHBL	1-Apr-20	7-May-20	10% C

Source: DSE, <http://www.dsebd.org>; <http://www.bloomberg.com>; EBLSL Research Team

*Turnover includes block trade; **Changes/ return has calculated based on the dividend adjusted price on record date; PE excludes stocks with negative earnings

Website: www.eblsecurities.com

e-mail: research@eblsecurities.com

Disclaimer: This document has been prepared by EBL Securities Ltd. (EBLSL) for information only of its clients on the basis of the publicly available information in the market and own research. This document has been prepared for information purpose only and does not solicit any action based on the material contained herein and should not be construed as an offer or solicitation to buy or sell or subscribe to any security. Neither EBLSL nor any of its directors, shareholders, member of the management or employee represents or warrants expressly or impliedly that the information or data of the sources used in the documents are genuine, accurate, complete, authentic and correct. However all reasonable care has been taken to ensure the accuracy of the contents of this document. EBLSL will not take any responsibility for any decisions made by investors based on the information herein.