

TODAY'S MARKET COMMENTARY

The Dhaka bourse has come to a stagnant with very low market participation as investors are reluctant to buy stocks in current economic situation. As a result, the index was closed at 3,982 points with a slight downturn of 2.59 points at the end of the trading session. Govt. has announced to shut down all offices and public transport from March 26 to April 4 in an attempt to flatten the curve of ongoing corona crisis. Significant bailout packages are expected from the government for lower income group, business and industries with the help of donations and lending from development organizations. Market participation is likely to stay lull till the economy starts to function in full swing. The Pharmaceuticals & Chemicals sector lead the sector-wise turnover board, which contributed 43.4 per cent of the day's total followed by Bank (14.9%) and Fuel & Power (14.5%) while RENATA topped the scrip-wise turnover board and contributed 28.12 per cent of the day's total. Of the sectors Cement (0.6%), Travel (0.2%) and Mutual Fund (0.1%) displayed highest price appreciation and Ceramic (-1.1%), Life Insurance (-1.0%) and General Insurance (-0.5%) displayed highest price correction in today's session. Out of 352 sectors traded, 25 issues advanced, 85 issues declined and 242 issues remain unchanged.

The port city's bourse, Chittagong Stock Exchange registered loss at the end of the session. The selected index, CSCX and all Share Price Index, CASPI decreased by 14.1 and 22.0 points respectively.

DAY'S SECTOR MOVEMENT

Sector	Return	Turnover (mn)	% Turnover	M.Cap (mn)	% of M.Cap	P/E (x)	P/NAV (x)
Bank	-0.4%	208.2	14.9%	444,460	17.4%	6.9	0.7
Cement	0.6%	83.8	6.0%	72,742	2.9%	26.0	1.8
Ceramics	-1.1%	71.6	5.1%	19,915	0.8%	21.2	1.3
Engineering	-0.1%	57.2	4.1%	132,315	5.2%	14.9	0.9
Financial Institutions	0.0%	15.5	1.1%	125,627	4.9%	19.1	2.2
Food & Allied	0.0%	16.2	1.2%	208,191	8.2%	17.0	4.2
Fuel & Power	-0.2%	201.9	14.5%	362,155	14.2%	9.8	1.1
General Insurance	-0.5%	21.2	1.5%	43,593	1.7%	10.8	0.9
IT	-0.3%	9.8	0.7%	19,603	0.8%	16.2	1.7
Jute	-0.1%	0.8	0.1%	1,752	0.1%	35.6	6.3
Life Insurance	-1.0%	4.7	0.3%	48,239	1.9%	n/a	n/a
Miscellaneous	0.0%	17.6	1.3%	92,278	3.6%	19.8	1.0
Mutual Fund	0.1%	13.2	0.9%	28,082	1.1%	n/a	n/a
Paper & Printing	0.0%	1.3	0.1%	10,666	0.4%	30.3	1.1
Pharma. & Chemicals	-0.2%	606.1	43.4%	456,740	17.9%	14.2	2.0
Services & Real Estate	-0.2%	1.6	0.1%	13,103	0.5%	11.0	0.6
Tannery	-0.3%	29.3	2.1%	17,816	0.7%	19.8	1.6
Telecommunication	0.0%	18.8	1.3%	335,314	13.1%	9.5	7.5
Textile	-0.1%	15.5	1.1%	95,199	3.7%	9.6	0.6
Travel & Leisure	0.2%	1.0	0.1%	24,372	1.0%	23.0	0.7

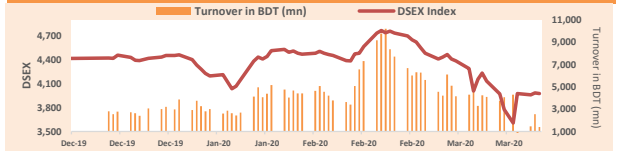
DSE MARKET SUMMARY

	Today	Yday	Change	%
DSEX	3,977	3,985	▼ (8.18)	-0.21%
DS30	1,324	1,324	▼ (0.03)	0.00%
DSES	917	919	▼ (1.54)	-0.17%
Market Cap (BDT bn)	3,108	3,113	▼ (4.51)	-0.14%
Turnover (BDT mn)	1,395	2,543	▼ (1,147.6)	-45.1%
Volume (mn)	38	83	▼ (45.2)	-54%
Market Forward P/E	10.92	10.93		

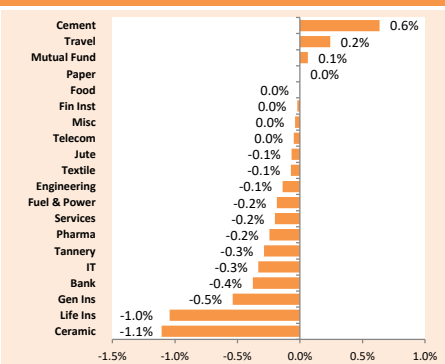
SCRIP WISE PERFORMANCE

No of Issues Advanced	No of Issues Declined	Issues Unchanged
25	85	242

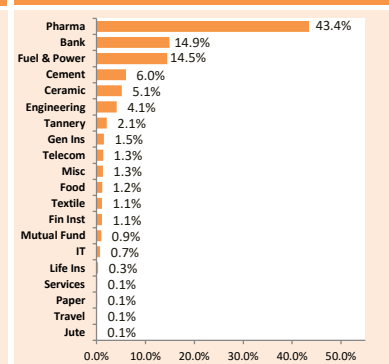
3-MONTHS MARKET MOVEMENT



SECTOR RETURN



TURNOVER DISTRIBUTION



EARNINGS (EPS) UPDATE (BDT)

Name	This Yr.	Last Yr.	Growth	Period
MERCANBANK	3.01	3.12	▼ -3.5%	Jan-Dec'19
BANKASIA	1.68	1.92	▼ -12.5%	Jan-Dec'19
UNITEDINS	1.95	2.06	▼ -5.3%	Jan-Dec'19

DSE NEWS IN BRIEF

SQURPHARMA: Contract manufacturing agreement: The Company has informed that the Board of Directors has approved agreements with M/s Renata Oncology Ltd. and M/s Apex Pharma Ltd., Dhaka, Bangladesh for contract manufacturing of some products on behalf of the Company to meet increased demand of existing products and to introduce new products.

TODAY'S WORLD STOCK INDICES

Indices	Country	Today	Yday	Change	% Change
DJIA	USA	18,592	19,174	-582.0	▼ -3.04%
FTSE 100	UK	4,994	5,191	-196.9	▼ -3.79%
SENSEX	India	26,919	26,582	337.3	▲ 1.27%
Nikkei 225	Japan	18,092	16,888	1,204.6	▲ 7.13%

TOP 10 GAINERS

Ticker	Price	Change**	Forward P/E
BDWELDING	16.9	8.3%	8.7
PREMIERC	67.9	5.4%	11.7
ABBANK	7.9	2.6%	131.7
BNICL	17.4	1.8%	8.7
CAPMBDBLMF	7.1	1.4%	n/a
BANKASIA	16.4	1.2%	9.8
CITYBANK	16.5	1.2%	7.2
EXIMBANK	8.9	1.1%	5.4
MEGCONMILK	10.3	1.0%	n/a
EBL	31.5	1.0%	7.5

TOP 10 LOSERS

Ticker	Price	Change**	Forward P/E
POPULARLIF	77.2	-8.1%	n/a
ACIFORMULA	99.1	-7.2%	34.2
AZIZPIPES	102.7	-6.0%	128.4
PRIMEINSUR	17.0	-5.6%	39.5
PEOPLESINS	15.1	-5.0%	9.7
ASIAPACINS	19.0	-5.0%	12.1

TOP 10 TURNOVER* (BDT mn)

Turnover	% Turnover	Price	%Δ in Price	
RENATA	392.4	28.12%	1026.2	▲ 0.00%
LINDEBD	144.4	10.35%	1212.7	▼ -2.51%
LHBL	82.0	5.88%	36	▲ 0.28%
MONNOCERA	70.8	5.08%	131.1	▼ -4.52%
MERCANBANK	41.0	2.94%	12.3	▲ 0.00%
ORIONPHARM	29.0	2.08%	42.9	▲ 0.94%
APEXFOOT	25.8	1.85%	219.7	▼ -1.83%
SQURPHARMA	24.5	1.75%	172.5	▲ 0.00%
SILVAPHL	23.0	1.65%	18.5	▼ -0.54%
PREMIERBAN	18.3	1.31%	10.4	▲ 0.00%

EXCHANGE RATES

USD	EURO	RUPEE	GBP
84.95	91.11	1.15	98.13

TOP MKT CAP (BDT)

Ticker	Price	M. Cap (mn)	% M.Cap
GP	238.8	322,452	12.63%
BATBC	907.6	163,368	6.40%
SQURPHARMA	172.5	145,631	5.71%
UPGDCL	220.2	116,044	4.55%
RENATA	1026.2	90,910	3.56%
BERGERPBL	1308.6	60,690	2.38%

CSE MARKET UPDATES

	Today	Yday	Change	%
CSCX	6,813	6,827	▼ (14.1)	-0.2%
CASPI	11,250	11,272	▼ (22.0)	-0.2%
CSI	726	727	▼ (1.1)	-0.2%
Market Cap (BDT bn)	2,434	2,438	▼ (4.2)	-0.2%
Turnover (BDT mn)	819	59	▲ 760	1286%
Volume ('000)	2,751	3,452	▼ (701)	-20%

Source: DSE, <http://www.dsebd.org>; <http://www.bloomberg.com>; EBLSL Research Team

Website: www.eblsecurities.com

*Turnover includes block trade; **Changes/return has calculated based on the dividend adjusted price on record date; PE excludes stocks with negative earnings

e-mail: research@eblsecurities.com

Disclaimer: This document has been prepared by EBL Securities Ltd. (EBLSL) for information only of its clients on the basis of the publicly available information in the market and own research. This document has been prepared for information purpose only and does not solicit any action based on the material contained herein and should not be construed as an offer or solicitation to buy or sell or subscribe to any security. Neither EBLSL nor any of its directors, shareholders, member of the management or employee represents or warrants expressly or impliedly that the information or data of the sources used in the documents are genuine, accurate, complete, authentic and correct. However all reasonable care has been taken to ensure the accuracy of the contents of this document. EBLSL will not take any responsibility for any decisions made by investors based on the information herein.