

TODAY'S MARKET COMMENTARY

The Dhaka bourse ends its last trading session with a rise in trading activities and the benchmark index before going into a 10-day hiatus rose by 32 points or 0.80 per cent to settle at 4008. The total turnover was BDT 3.48bn with a substantial 149.5 per cent increase mainly due to the block trade of RENATA. Institutional investors especially banks have injected new funds to shore up the stock market in the dire strait of the economy. The Pharmaceuticals & Chemicals sector lead the sector-wise turnover board by a huge margin, which contributed 77.6 per cent of the day's total followed by Bank (9.1%) and Fuel & Power (2.1%) while RENATA topped the scrip-wise turnover board and contributed an unprecedented 70.05 per cent of the day's total following the news of collaboration among Square Pharma, Renata and Apex Pharma. Of the sectors, Life Insurance (2.6%), Bank (1.7%) and Cement (1.2%) displayed highest price appreciation and Mutual Fund (-0.1%) and Jute (-0.1%) displayed highest price correction in today's session. Out of 349 issues traded, 96 issues advanced, 17 issues declined and 236 issues remain unchanged.

The port city's bourse, Chittagong Stock Exchange registered gain at the end of the session. The selected index, CSCX and all Share Price Index, CASPI increased by 46.7 and 77.7 points

DAY'S SECTOR MOVEMENT

Sector	Return	Turnover (mn)	% Turnover	M.Cap (mn)	% of M.Cap	P/E (x)	P/NAV (x)
Bank	1.7%	318.2	9.1%	452,235	17.6%	6.9	0.7
Cement	1.2%	47.9	1.4%	73,608	2.9%	26.3	1.9
Ceramics	0.7%	67.2	1.9%	20,059	0.8%	21.4	1.3
Engineering	0.1%	55.1	1.6%	132,492	5.2%	15.0	0.9
Financial Institutions	0.3%	19.6	0.6%	125,977	4.9%	19.2	2.2
Food & Allied	0.0%	29.1	0.8%	208,226	8.1%	17.0	4.2
Fuel & Power	0.4%	73.6	2.1%	363,682	14.2%	9.9	1.1
General Insurance	0.3%	19.9	0.6%	43,730	1.7%	10.8	0.9
IT	0.1%	25.9	0.7%	19,624	0.8%	16.2	1.7
Jute	-0.1%	0.9	0.0%	1,750	0.1%	35.6	6.3
Life Insurance	2.6%	10.8	0.3%	49,484	1.9%	n/a	n/a
Miscellaneous	0.1%	32.9	0.9%	92,327	3.6%	19.8	1.0
Mutual Fund	-0.1%	16.6	0.5%	28,061	1.1%	n/a	n/a
Paper & Printing	0.0%	3.9	0.1%	10,666	0.4%	30.3	1.1
Pharma. & Chemicals	0.3%	2,700.7	77.6%	458,092	17.8%	14.3	2.1
Services & Real Estate	0.1%	2.8	0.1%	13,113	0.5%	11.0	0.7
Tannery	0.1%	8.1	0.2%	17,826	0.7%	19.8	1.6
Telecommunication	0.1%	33.3	1.0%	335,578	13.1%	9.5	7.5
Textile	0.3%	13.7	0.4%	95,476	3.7%	9.7	0.6
Travel & Leisure	0.0%	1.1	0.0%	24,372	0.9%	23.0	0.7

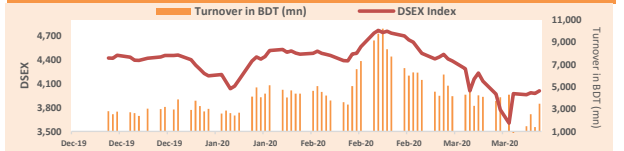
DSE MARKET SUMMARY

	Today	Yday	Change	%
DSEX	4,008	3,977	▲	31.72
DS30	1,331	1,324	▲	7.06
DSES	921	917	▲	3.42
Market Cap (BDT bn)	3,122	3,108	▲	14.34
Turnover (BDT mn)	3,481	1,395	▲	2,086.0
Volume (mn)	54	38	▲	15.5
Market Forward P/E	10.93	10.87		

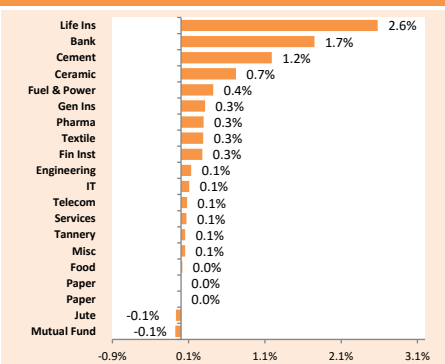
SCRIP WISE PERFORMANCE

No of Issues Advanced	No of Issues Declined	Issues Unchanged
96	17	236

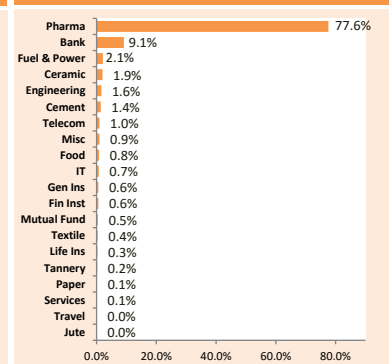
3-MONTHS MARKET MOVEMENT



SECTOR RETURN



TURNOVER DISTRIBUTION



EARNINGS (EPS) UPDATE (BDT)

Name	This Yr.	Last Yr.	Growth	Period
MERCANBANK	3.01	3.12	▼ -3.5%	Jan-Dec'19
BANKASIA	1.68	1.92	▼ -12.5%	Jan-Dec'19
STANDBANKL	1.57	1.31	▲ 19.8%	Jan-Dec'19

DSE NEWS IN BRIEF

LISTED COS GET TEMPORARY RESPITE FROM HOLDING AGM, BOARD MEET: The BSEC on Tuesday temporarily relieved listed companies from having to hold annual general meetings and board meetings in an effort to check the spread of the coronavirus among the participants. The commission asked the DSE, CSE and all listed companies to consider relaxing the rules subject to compliance of certain rules regarding holding of AGMs or board meetings on digital platforms.

TODAY'S WORLD STOCK INDICES

Indices	Country	Today	Yday	Change	% Change
DJIA	USA	20,705	18,592	2,113.0	▲ 11.37%
FTSE 100	UK	5,446	4,994	452.1	▲ 9.05%
SENSEX	India	27,866	26,919	947.4	▲ 3.52%
Nikkei 225	Japan	19,547	18,092	1,454.3	▲ 8.04%

TOP 10 GAINERS

Ticker	Price	Change**	Forward P/E
ACIFORMULA	108.9	9.9%	37.6
EXIMBANK	9.6	7.9%	5.8
IMAMBUTTON	20.5	7.3%	n/a
STANDBANKL	8.8	7.3%	5.6
ICBIBANK	3.0	7.1%	n/a
MATINSPINN	35.1	7.0%	36.2
CENTRALPHL	14.1	6.8%	29.4
ONEBANKLTD	9.4	6.8%	5.1
FIRSTFIN	5.1	6.3%	n/a
UTTARAFIN	46.0	5.3%	5.6

TOP 10 LOSERS

Ticker	Price	Change**	Forward P/E
PREMIERCCEM	63.5	-6.5%	10.9
CAPMBDBLMF	6.9	-2.8%	n/a
BNICL	17.1	-1.7%	8.6
NCCBLMF1	5.8	-1.7%	n/a
ATCSLGF	6.9	-1.4%	n/a
EBL	31.1	-1.3%	7.4
BDWELDING	16.7	-1.2%	8.6
JUTESPINN	76.4	-0.9%	n/a
BAYLEASING	11.1	-0.9%	6.9
SAVAREFR	98.4	-0.7%	n/a

TOP 10 TURNOVER* (BDT mn)

Turnover	% Turnover	Price	%Δ in Price
RENATA	2,438.8	70.05%	1026.2
MONNOCERA	66.2	1.90%	135.1
SOUTHEASTB	64.5	1.85%	11.3
SQURPHARMA	48.1	1.38%	172.5
LHBL	42.2	1.21%	37
CENTRALPHL	37.5	1.08%	14.1
ORIONPHARM	33.5	0.96%	42.7
MERCANBANK	28.6	0.82%	12.7
UTTARABANK	25.2	0.73%	26.2
IFIC	23.6	0.68%	9.1

EXCHANGE RATES

USD	EURO	RUPEE	GBP
84.95	91.67	1.15	99.90

TOP MKT CAP (BDT)

Ticker	Price	M. Cap (mn)	% M.Cap
GP	238.8	322,452	12.56%
BATBC	907.6	163,368	6.37%
SQURPHARMA	172.5	145,631	5.67%
UPGDCL	220.2	116,044	4.52%
RENATA	1026.2	90,910	3.54%
BERGERPBL	1308.6	60,690	2.36%

CSE MARKET UPDATES

	Today	Yday	Change	%
CSCX	6,860	6,813	▲	46.7
CASPI	11,328	11,250	▲	77.7
CSI	729	726	▲	3.7
Market Cap (BDT bn)	2,446	2,434	▲	11.9
Turnover (BDT mn)	1,121	819	▲	301
Volume ('000)	3,661	2,751	▲	910

Source: DSE, <http://www.dsebd.org>; <http://www.bloomberg.com>; EBLSL Research Team

*Turnover includes block trade; **Changes/return has calculated based on the dividend adjusted price on record date; PE excludes stocks with negative earnings

Website: www.eblsecurities.com

e-mail: research@eblsecurities.com

Disclaimer: This document has been prepared by EBL Securities Ltd. (EBLSL) for information only of its clients on the basis of the publicly available information in the market and own research. This document has been prepared for information purpose only and does not solicit any action based on the material contained herein and should not be construed as an offer or solicitation to buy or sell or subscribe to any security. Neither EBLSL nor any of its directors, shareholders, member of the management or employee represents or warrants expressly or impliedly that the information or data of the sources used in the documents are genuine, accurate, complete, authentic and correct. However all reasonable care has been taken to ensure the accuracy of the contents of this document. EBLSL will not take any responsibility for any decisions made by investors based on the information herein.