

WEEKLY MARKET REVIEW

Thursday, December 23, 2021

MARKET COMMENTARY

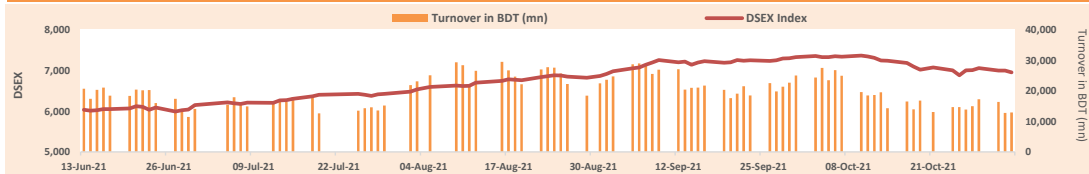
The equity indices of the Dhaka bourse ended in red again this week as investors' sentiment was pessimistic due to uncertainties regarding regulatory moves, current liquidity scenario of the money market and concerns about adverse impact on macro variables because of growing inflationary pressure. DSEX, the prime index of the Dhaka Stock Exchange, declined by 165.56 points or 2.4% to settle at 6,703 points. However, investors tried to portfolio rebalance by taking positions in the low cap Insurance sector stocks. Average turnover declined by 18.25% to stand at BDT 7.63 billion this week. Investors were mostly active in General Insurance (15.0%), Miscellaneous (14.4%) and Bank (13.2%) sectors. Most sectors witnessed negative performance out of which General Insurance (8.8%), Paper & Printing (6.2%) & Jute (1.8%) witnessed highest return this week and IT (-7.8%), Tannery (-6.7%) & Cement (-5.8%) witnessed the most correction.

The port city bourse, CSE also registered loss this week. CSCX and CASPI declined by 330.0 and 545.4 points respectively.

DSE MARKET SUMMARY

	This Week	Last Week	% Change		This Week	Last Week	% Change
DSEX	6,703	6,868	-2.4%	Avg. Turnover (BDT mn)	7,629	9,333	-18.25%
DS30	2,512	2,586	-2.9%	Avg. Trade	183,300	180,177	1.73%
DSES	1,424	1,462	-2.6%	Avg. Volume (mn)	174	242	-28.04%

3-MONTHS MARKET MOVEMENT



WEEKLY TOP GAINERS

Ticker	Price	Change**	P/E
ASIAINS	115.9	32.8%	27.3
SAVAREFR	219	18.8%	n/a
PIONEERINS	119.4	17.1%	15.0
BNICL	136.7	16.3%	35.7
PROVATIINS	127.8	15.2%	32.6
ACI	289.3	14.4%	18.4
PURABIGEN	41	13.9%	28.7
AGRANINS	60.4	13.1%	33.1
GLOBALINS	52.4	12.2%	30.0
STYLECRAFT	131.5	12.2%	n/a

WEEKLY TOP LOSERS

Ticker	Price	Change**	Forward P/E
QUEENSOUTH	23.6	-14.9%	16.9
GENEXIL	166.5	-14.6%	29.3
ACMEPL	27.1	-13.7%	14.4
BEACHHATCH	28.0	-13.3%	n/a
METROSPIN	23.0	-12.7%	14.4
SSSTEEL	18.6	-12.3%	8.1
GENNEXT	5.7	-12.2%	n/a
SBACBANK	15.9	-12.1%	14.7
INTRACO	19.4	-11.1%	14.7
APEXFOOT	277.6	-10.8%	28.9

WEEKLY TOP AVERAGE TURNOVER* (BDT mn)

Ticker	Turnover	% Turnover	Price
BEXIMCO	881.0	12.35%	151.1
ONEBANKLTD	319.3	4.48%	13.5
FORTUNE	229.6	3.22%	95.5
SONALIPAPR	219.6	3.08%	853.5
GENEXIL	179.7	2.52%	166.5
ASIAINS	176.1	2.47%	115.9
GSPFINANCE	143.6	2.01%	26.9
SKILC	131.0	1.84%	83.1
IFIC	115.5	1.62%	16.8
SAIFPOWER	96.3	1.35%	39.3

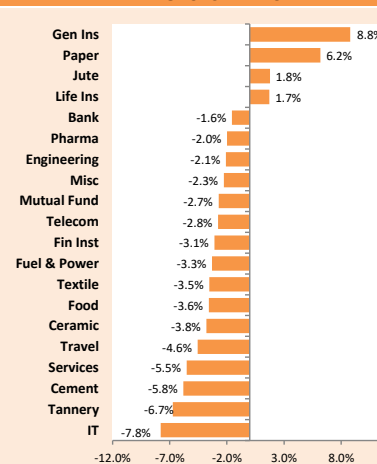
TOP MKT CAP (BDT)

Ticker	Price	M. Cap (mn)	% M.Cap
GP	350.3	473,010	9.87%
WALTONHIL	1161.2	351,760	7.34%
BATBC	635.9	343,386	7.17%
SQURPHARMA	214.3	189,966	3.97%
ROBI	35.6	186,470	3.89%
UPGDCL	245.6	142,373	2.97%
RENATA	1303.7	139,747	2.92%
BEXIMCO	151.1	132,412	2.76%
ICB	116.5	93,878	1.96%
BXPBARMA	195.3	87,126	1.82%

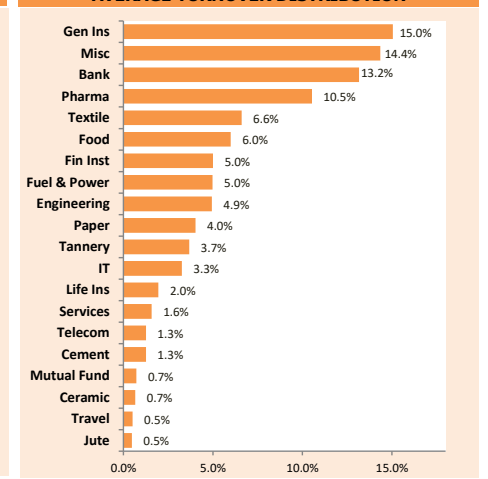
WEEKLY SECTOR MOVEMENT

Sector	Return	Turnover (mn)	M.Cap (mn)	% Turnover	% of M.Cap	P/E
Bank	-1.6%	938.9	718,052	13.2%	15.0%	7.8
Cement	-5.8%	89.7	125,905	1.3%	2.6%	20.9
Ceramics	-3.8%	46.8	30,274	0.7%	0.6%	32.6
Engineering	-2.1%	352.8	563,329	4.9%	11.8%	20.3
Financial Institutions	-3.1%	356.8	222,809	5.0%	4.7%	22.3
Food & Allied	-3.6%	427.2	446,331	6.0%	9.3%	24.7
Fuel & Power	-3.3%	355.4	465,458	5.0%	9.7%	11.6
General Insurance	8.8%	1,073.3	136,871	15.0%	2.9%	21.2
IT	-7.8%	232.9	38,775	3.3%	0.8%	26.6
Jute	1.8%	33.9	2,169	0.5%	0.0%	707.8
Life Insurance	1.7%	139.5	76,371	2.0%	1.6%	n/a
Miscellaneous	-2.3%	1,023.7	246,240	14.4%	5.1%	13.5
Mutual Fund	-2.7%	51.6	40,545	0.7%	0.8%	4.2
Paper & Printing	6.2%	287.1	31,912	4.0%	0.7%	35.5
Pharma. & Chemicals	-2.0%	751.1	714,080	10.5%	14.9%	15.9
Services & Real Estate	-5.5%	112.8	25,999	1.6%	0.5%	19.8
Tannery	-6.7%	262.4	33,744	3.7%	0.7%	36.6
Telecommunication	-2.8%	89.9	689,922	1.3%	14.4%	17.7
Textile	-3.5%	470.7	157,932	6.6%	3.3%	17.0
Travel & Leisure	-4.6%	36.7	24,122	0.5%	0.5%	163.9

WEEKLY SECTOR RETURN



AVERAGE TURNOVER DISTRIBUTION



VALUATION				UPCOMING IPOs/ Right Subscription				Weekly Index (DSEX) Pullers ^{>}				Weekly Index (DSEX) Draggers ^{>}			
	This Week	Last Week	% Change	Name	Subs. Open	Subs. Close	Offer Price (BDT)	TICKER	C.Price	Market Weight	(+)/Ve Cont.	TICKER	C.Price	Market Weight	(-)/Ve Cont.
Market Cap (BDT bn)	5,392.6	5,515.9	-2.2%	BD Thai Food & Beverage Ltd.	23-Dec-21	29-Dec-21	10.00	NATLIFEINS	218.4	0.5%	3.6	BATBC	635.9	7.2%	(12.6)
Market PE	14.6	15.0	-2.9%	Union Bank Limited	26-Dec-21	30-Dec-21	10.00	ASIAINS	115.9	0.1%	2.9	BXPBARMA	195.3	1.8%	(10.0)
Market PB	1.90	1.93	-1.6%					SONALIPAPR	853.5	0.4%	2.2	LHBL	71.1	1.7%	(9.3)
RSI-DSEX	36.3	45.0	-19.3%					PROVATIINS	127.8	0.1%	1.7	BEXIMCO	151.1	2.8%	(7.9)
MFI-DSEX	43.1	46.5	-7.3%					GREENDEL	105.0	0.2%	1.7	SQURPHARMA	214.3	4.0%	(7.4)
UPCOMING Lock-In Free Shares (in mn)															
				Company Name	Date	Lock-In Free	No of Shares(mn)	BNICL	136.7	0.1%	1.4	BSRMLTD	97.9	0.6%	(6.7)
								PIONEERINS	119.4	0.2%	1.2	BRACBANK	53.1	1.5%	(5.2)

Upcoming Dividends				LISTED MULTINATIONAL COMPANIES' PERFORMANCE (WEEKLY)						TODAY'S WORLD STOCK INDICES					
Ticker	Record Date	AGM/EGM	Declaration	Ticker	Price	% Gain	Avg. T/O	% of M. Cap	PE	Indices	Country	This Week	Last Week	Change	% Change
SSSTEEL	15-Dec-21	31-Dec-21	2%C	BATASHOE	877.4	-5.6%	2.2	0.3%	n/a	DJIA	USA	35,754	35,544	209.7 ▲	0.59%
BEACONPHAR	20-Dec-21	29-Dec-21	15%C	BATBC	635.9	-3.3%	92.4	7.2%	22.3	FTSE 100	UK	7,358	7,192	165.9 ▲	2.31%
SILCOPHL	20-Dec-21	16-Jan-22	10%C	BERGERPBL	1762.3	-2.2%	2.5	1.7%	34.3	SENSEX	India	57,315	57,788	-472.8 ▼	-0.82%
BEACHHATCH	22-Dec-21	n/a	1%C	GP	350.3	-1.4%	38.0	9.9%	13.7	Nikkei 225	Japan	28,798	28,460	338.6 ▲	1.19%
				HEIDELBCEM	268.2	-1.4%	5.1	0.3%	20.4	S&P 500	USA	4,697	4,634	62.5 ▲	1.35%
				LHBL	71.1	-7.2%	68.4	1.7%	20.0	NASDAQ Com.	USA	15,522	15,238	284.3 ▲	1.87%
				LINDEBD	1588	-6.2%	62.9	0.5%	20.0	NYSE Comp.	USA	16,875	16,653	222.3 ▲	1.33%
				MARICO	2303.6	-0.9%	6.2	1.5%	18.4						
				RAKCEAMIC	43.4	-2.9%	6.3	0.4%	22.1						
				RECKITTEN	5453.4	-10.4%	19.7	0.5%	27.2						
				SINGERBD	172.9	-0.6%	15.7	0.4%	21.7						
				UNILEVERCL	3037.3	-8.1%	18.9	0.8%	71.0						

COMODITY PRICES				CSE MARKET UPDATES					
	This Week	Prev. Week	% Change	This Week	Last Week	Change	% Change		
Gold (USD)	1,805.80	1,769.30 ▲	2.06%	CSCX	11,735	12,065 ▼	(330.0)	-2.7%	
Oil (USD)	75.48	69.92 ▲	7.95%	CASPI	19,530	20,075 ▼	(545.4)	-2.7%	
				CSI	1,206	1,254 ▼	(48.0)	-3.8%	

SELECTED NEWS IN BRIEF

IBNSINA: Decision to Land Purchase: The company has informed that the Board of Directors has decided to purchase 143 decimal land at Goalbathan Mouza of Kaliakoir, Gazipur. Total Cost of Land is BDT 3,11,96,000.00 only excluding registration fee and other expenses.

BEXIMCO: Subscription Completion of Green Sukuk Al Istisna'a: The Company as the originator of Beximco Green-Sukuk Al Istisna'a has informed that the subscription of Beximco Green-Sukuk Al Istisna'a of BDT 30.0 Billion has been closed on 21st December 2021.

CITYBANK: Decision to set up a new subsidiary Company: The Board of Directors has taken decision to set up a new subsidiary Company in Singapore and obtain for Major Payment Institution License. This is subject to approval from Bangladesh Bank and the Monetary Authority of Singapore (MAS). The Company will inject SGD 2 million (1 SGD=BDT 63 approx.).

BSRMSTEEL: Buy Declaration of a Corporate Director: H. Akberali & Co. Limited, one of the Corporate Directors of the Company, has expressed its intention to buy 8,50,000 shares of the Company at prevailing market price (in the Public Market) through Stock Exchange (CSE) within next 30 working days.

EARNINGS (EPS) UPDATE (BDT)				
Name	This Yr.	Last Yr.	Growth (YoY)	Period
PREMIERLEA	-3.37	0.09	-3844.44%	9M'21
BEACHHATCH	-0.05	-0.07	28.57%	3M'22
BEACONPHAR	1.52	0.25	508.00%	3M'22
WATACHEM	1.01	2.08	-51.44%	3M'22
PHOENIXFIN	0.73	0.77	-5.19%	9M'21
SILCOPHL	0.34	0.33	3.03%	9M'21
BDSERVICE	-1.24	-2.40	48.33%	3M'22

Source: DSE, <http://www.dsebd.org>; <http://www.bloomberg.com>; EBLSL Research Team

Note: *Turnover Excludes block trade; **Changes has calculated based on the dividend adjusted price on record date; PE excludes 'Z' group & OTC; P= Provisional data

> Index Impact=Last week closing index multiplied by Change in free float market cap this week multiplied by Last week free float market weight; >>Free float= Total holding-Sponsors-Gov.t holding;

Website: www.eblsecurities.com

e-mail: info@eblsecurities.com

Disclaimer: This document has been prepared by EBL Securities Ltd. (EBLSL) for information only of its clients on the basis of the publicly available information in the market and own research. This document has been prepared for information purpose only and does not solicit any action based on the material contained herein and should not be construed as an offer or solicitation to buy or sell or subscribe to any security. Neither EBLSL nor any of its directors, shareholders, member of the management or employee represents or warrants expressly or impliedly that the information or data of the sources used in the documents are genuine, accurate, complete, authentic and correct. However all reasonable care has been taken to ensure the accuracy of the contents of this document. EBLSL will not take any responsibility for any decisions made by investors based on the information herein.