

WEEKLY MARKET REVIEW

Thursday, December 30, 2021

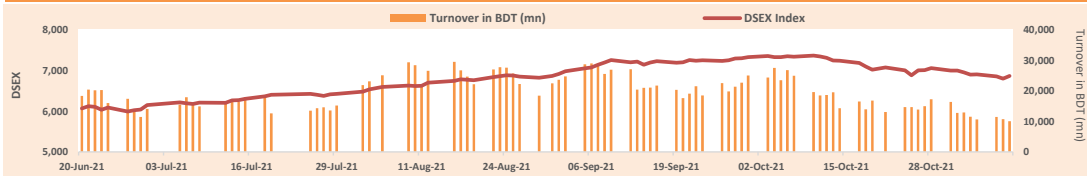
MARKET COMMENTARY

In the last trading week of this year equity indices of the Dhaka bourse ended in positive as relaxation of margin loan requirement, possibility of settlement between BSEC & BB and portfolio rebalancing by investors ahead of declaring year end accounts have lifted up the market. DSEX, the prime index of the Dhaka Stock Exchange, advanced by 54.05 points or 0.8% to settle at 6,757 points. Investors' participation was higher this week as average turnover advanced by 9.07% to stand at BDT 8.32 billion this week. Investors were mostly active in General Insurance (17.4%), Miscellaneous (15.1%) and Bank (9.8%) sectors. Most sectors witnessed positive performance out of which Paper & Printing (7.7%), Travel (3.2%) & Financial Institutions (2.5%) witnessed highest return this week and Jute (-5.3%), Services (-1.5%) & Telecommunication (-0.3%) witnessed the most correction. The port city bourse, CSE also registered gain this week. CSCX and CASPI advanced by 78.9 and 136.4 points respectively.

DSE MARKET SUMMARY

	This Week	Last Week	% Change		This Week	Last Week	% Change
DSEX	6,757	6,703	0.8%	Avg. Turnover (BDT mn)	8,321	7,629	9.07%
DS30	2,533	2,512	0.8%	Avg. Trade	166,405	183,300	-9.22%
DSES	1,431	1,424	0.5%	Avg. Volume (mn)	173	174	-0.77%

3-MONTHS MARKET MOVEMENT



WEEKLY TOP GAINERS

Ticker	Price	Change**	P/E
BSC	71.9	45.5%	4.1
ATLASBANG	125.7	27.0%	n/a
DAFODILCOM	70.9	16.2%	98.5
PRIMEINSUR	81.4	16.0%	30.2
DACCADYE	24.1	14.8%	38.5
BSSCL	210.1	13.8%	16.4
SONALIPAPR	957.7	12.2%	35.9
AIL	44.4	11.0%	30.0
BBS	18.3	10.9%	152.5
BATASHOE	966.9	10.2%	n/a

WEEKLY TOP LOSERS

Ticker	Price	Change**	Forward P/E
SAVAREFR	191.4	-12.6%	n/a
EASTRNLAB	2,947.5	-11.3%	425.9
AMCL(PRAN)	292.5	-7.3%	33.9
STYLECRAFT	122.0	-7.2%	n/a
ISNLTD	41.7	-7.1%	80.2
SONALIANSH	469.0	-7.0%	415.0
PRAGATILIF	89.1	-7.0%	n/a
SKICL	77.3	-7.0%	28.0
MEGCONMILK	14.4	-6.5%	n/a
MEGHNAPE	18.4	-6.1%	n/a

WEEKLY TOP AVERAGE TURNOVER* (BDT mn)

Ticker	Turnover	% Turnover	Price
SONALIPAPR	680.9	8.96%	957.7
BEXIMCO	555.2	7.31%	148.4
BSC	502.9	6.62%	71.9
ASIANS	401.3	5.28%	115.0
ONEBANKLTD	174.2	2.29%	13.8
FORTUNE	153.5	2.02%	92.1
GENEXIL	139.1	1.83%	165.4
BEACONPHAR	128.3	1.69%	243.4
BXPBARMA	119.4	1.57%	192.7
EASTERNINS	116.6	1.53%	115.1

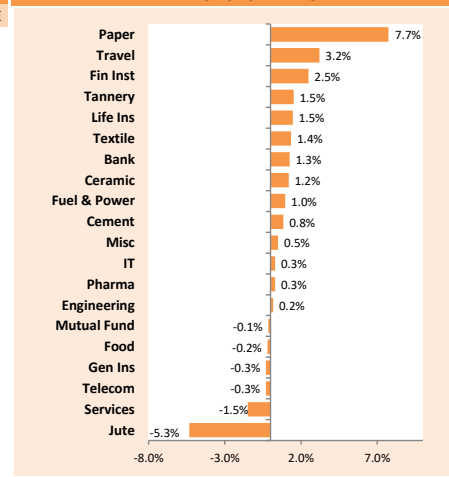
TOP MKT CAP (BDT)

Ticker	Price	M. Cap (mn)	% M.Cap
GP	349.5	471,930	9.79%
WALTONHIL	1148.8	348,004	7.22%
BATBC	635.6	343,224	7.12%
SQURPHARMA	214.3	189,966	3.94%
ROBI	34.6	181,232	3.76%
UPGDCL	244.2	141,562	2.94%
RENATA	1312	140,637	2.92%
BEXIMCO	148.4	130,046	2.70%
ICB	123.9	99,841	2.07%
BXPBARMA	192.7	85,966	1.78%

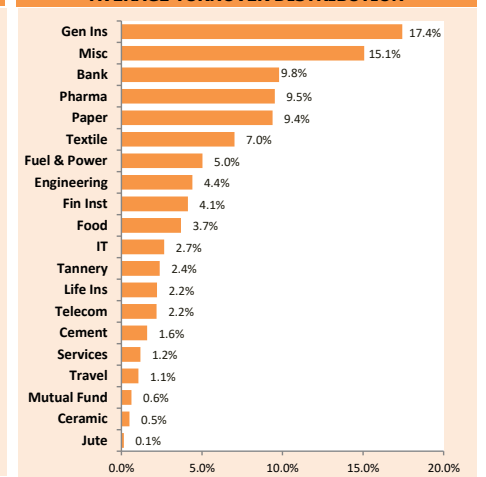
WEEKLY SECTOR MOVEMENT

Sector	Return	Turnover (mn)	M.Cap (mn)	% Turnover	% of M.Cap	P/E
Bank	1.3%	743.6	727,106	9.8%	15.1%	7.9
Cement	0.8%	121.0	126,972	1.6%	2.6%	21.1
Ceramics	1.2%	38.2	30,637	0.5%	0.6%	33.1
Engineering	0.2%	334.5	564,297	4.4%	11.7%	20.3
Financial Institutions	2.5%	313.5	228,363	4.1%	4.7%	22.8
Food & Allied	-0.2%	281.0	445,468	3.7%	9.2%	24.6
Fuel & Power	1.0%	382.4	469,949	5.0%	9.8%	11.7
General Insurance	-0.3%	1,324.3	136,459	17.4%	2.8%	21.1
IT	0.3%	202.1	38,893	2.7%	0.8%	26.7
Jute	-5.3%	11.2	2,053	0.1%	0.0%	670.0
Life Insurance	1.5%	168.0	77,489	2.2%	1.6%	n/a
Miscellaneous	0.5%	1,144.6	247,468	15.1%	5.1%	12.2
Mutual Fund	-0.1%	47.5	40,486	0.6%	0.8%	4.1
Paper & Printing	7.7%	712.4	34,381	9.4%	0.7%	38.2
Pharma. & Chemicals	0.3%	722.9	716,200	9.5%	14.9%	15.9
Services & Real Estate	-1.5%	89.3	25,611	1.2%	0.5%	19.5
Tannery	1.5%	180.1	34,259	2.4%	0.7%	37.2
Telecommunication	-0.3%	166.2	687,809	2.2%	14.3%	17.6
Textile	1.4%	532.7	160,064	7.0%	3.3%	17.3
Travel & Leisure	3.2%	80.5	24,898	1.1%	0.5%	169.2

WEEKLY SECTOR RETURN



AVERAGE TURNOVER DISTRIBUTION



VALUATION				UPCOMING IPOs/ Right Subscription				Weekly Index (DSEX) Pullers ^{>}				Weekly Index (DSEX) Draggers ^{>}				
	This Week	Last Week	% Change	Name	Subs. Open	Subs. Close	Offer Price (BDT)	TICKER	C.Price	Market Weight	(+)/Ve Cont.	TICKER	C.Price	Market Weight	(-)/Ve Cont.	
Market Cap (BDT bn)	5,422.0	5,392.6	0.5%					BRACBANK	55.3	1.6%	6.8	BEXIMCO	148.4	2.7%	(6.7)	
Market PE	14.6	14.6	0.1%					BSC	71.9	0.2%	6.8	BXPBARMA	192.7	1.8%	(3.3)	
Market PB	1.89	1.90	-0.5%					BEACONPHAR	243.4	1.2%	6.3	ROBI	34.6	3.8%	(2.2)	
RSI-DSEX	44.4	36.3	22.1%					EBL	38.5	0.8%	5.5	ORIONPHARM	91.1	0.4%	(1.8)	
MFI-DSEX	36.5	43.1	-15.3%					BSCCL	210.1	0.7%	4.5	UCB	15.3	0.4%	(1.7)	
				UPCOMING Lock-In Free Shares (in mn)												
				Company Name	Date	Lock-In Free	No of Shares(mn)	BSRMLTD	103.3	0.6%	3.6	FORTUNE	92.1	0.3%	(1.5)	
								POWERGRID	59.6	0.9%	3.2	PUBALIBANK	26.8	0.6%	(1.4)	

Upcoming Dividends				LISTED MULTINATIONAL COMPANIES' PERFORMANCE (WEEKLY)						TODAY'S WORLD STOCK INDICES						
Ticker	Record Date	AGM/EGM	Declaration	Ticker	Price	% Gain	Avg. T/O	%of M. Cap	PE	Indices	Country	This Week	Last Week	Change	% Change	
ARAMITCEM	03-Jan-21	n/a	5% C	BATASHOE	966.9	10.2%	11.8	0.3%	n/a	DJIA	USA	36,489	35,754	734.7 ▲	2.05%	
BSC	16-Jan-22	27-Jan-22	12% C	BATBC	635.6	0.0%	85.7	7.1%	22.3	FTSE 100	UK	7,410	7,358	51.6 ▲	0.70%	
EASTRNLUB	18-Jan-22	12-Mar-22	140% C & 20% B	BERGERPBL	1765.9	0.2%	3.5	1.7%	34.4	SENSEX	India	57,881	57,315	565.6 ▲	0.99%	
PADMAOIL	20-Jan-22	26-Feb-22	125% C	GP	349.5	-0.2%	20.1	9.8%	13.6	Nikkei 225	Japan	28,792	28,798	-6.7 ▼	-0.02%	
				HEIDELBCEM	272.4	1.6%	3.8	0.3%	20.7	S&P 500	USA	4,793	4,697	96.5 ▲	2.05%	
				LHBL	71.1	0.0%	89.6	1.7%	20.0	NASDAQ Com.	USA	15,766	15,522	244.3 ▲	1.57%	
				LINDEBD	1579.8	-0.5%	34.8	0.5%	19.9	NYSE Comp.	USA	17,150	16,875	275.0 ▲	1.63%	
				MARICO	2301	-0.1%	13.6	1.5%	18.3							
				RAK CERAMIC	44.4	2.3%	6.1	0.4%	22.7							
				RECKITT BEN	5729.9	5.1%	10.4	0.6%	28.6							
				SINGERBD	169.9	-1.7%	2.8	0.4%	21.3	CSCX		11,813	11,735 ▲	78.9	0.7%	
				UNILEVERCL	2977.1	-2.0%	6.4	0.7%	69.6	CASPI		19,666	19,530 ▲	136.4	0.7%	
										CSI		1,211	1,206 ▲	5.1	0.4%	

COMODITY PRICES				CSE MARKET UPDATES					
	This Week	Prev. Week	% Change		This Week	Last Week	Change	% Change	
Gold (USD)	1,801.20	1,805.80 ▼	-0.25%						
Oil (USD)	79.16	75.48 ▲	4.88%						

SELECTED NEWS IN BRIEF

EBL: Revaluation of Land: The Company has informed that the Board of Directors has approved revaluation Assets (own Plots of Land) of the Company. The revaluation was done by the Jorip O Paridarshan Company Limited. The amount of Lands has been increased from Tk. 3,986,656,786.00 to Tk. 4,060,205,301.00. Revaluation surplus is Tk. 73,548,515.

BSCCL: Decision to issue shares in favor Government: The Board has taken decision to issue 1,48,69,037 shares in favor of the Government subject to approval of relevant ministry, BSEC and other authority. Total issue shares 1,48,69,037 nos. for BDT 166 crore.

COPPERTECH: Supply of 100 MT Copper Wire: The Company has informed that the company has been awarded for the supply of 100 MT Copper Wire to Eastern Cables Limited at a total price of Tk. 112,700,000 (eleven crores twenty-seven lacs).

LOVELLO: information of IPO use of proceeds: The shareholders of the Company in the 10th AGM held on December 28, 2021 have approved the rectification of IPO use of proceeds regarding Acquisition of Plant and Machinery. Instead of Cone Baking Machine as in the Prospectus the Company now intends to procure Rollo Stick Ice-cream Machine and Associate Machinery in order to cope up with the changing market demand and also with a view to increase production capacity of ice cream by a considerable volume.

EARNINGS (EPS) UPDATE (BDT)				
Name	This Yr.	Last Yr.	Growth (YoY)	Period
FIRSTFIN	-9.41	-2.30	-309.13%	9M'21
FUWANGFOOD	0.06	0.07	-14.29%	3M'22
MPETROLEUM	6.03	6.54	-7.80%	3M'22
MPETROLEUM	26.07	28.45	-8.37%	FY'21
PADMAOIL	5.75	6.40	-10.16%	3M'22
PADMAOIL	23.27	27.79	-16.26%	FY'21
BSC	4.34	0.58	648.28%	3M'22

Source: DSE, <http://www.dsebd.org>; <http://www.bloomberg.com>; EBLSL Research Team

Note: *Turnover Excludes block trade; **Changes has calculated based on the dividend adjusted price on record date; PE excludes 'Z' group & OTC; P= Provisional data

> Index Impact=Last week closing index multiplied by Change in free float market cap this week multiplied by Last week free float market weight; >>Free float= Total holding-Sponsors-Gov.t holding;

Disclaimer: This document has been prepared by EBL Securities Ltd. (EBLSL) for information only of its clients on the basis of the publicly available information in the market and own research. This document has been prepared for information purpose only and does not solicit any action based on the material contained herein and should not be construed as an offer or solicitation to buy or sell or subscribe to any security. Neither EBLSL nor any of its directors, shareholders, member of the management or employee represents or warrants expressly or impliedly that the information or data of the sources used in the documents are genuine, accurate, complete, authentic and correct. However all reasonable care has been taken to ensure the accuracy of the contents of this document. EBLSL will not take any responsibility for any decisions made by investors based on the information herein.