

WEEKLY MARKET REVIEW

Thursday, January 14, 2021

MARKET COMMENTARY

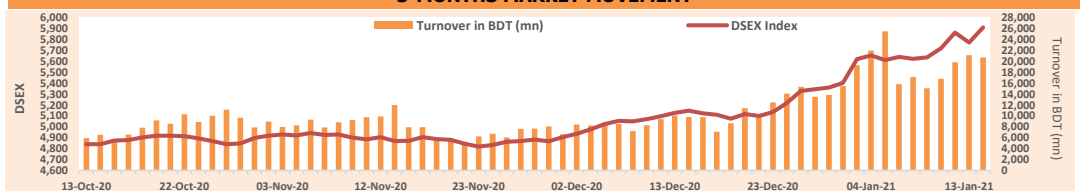
The capital bourse this week witnessed another successful week with DSEX ending in the green territory as the index gained by 287 points or 5.1% to close at 5,909 points. Bangladesh is expected to get vaccine by Jan 25 which was a positive news from the market. However, the decision by BSEC to probe stocks with unusual price movement, turnover and EPS changes have triggered a correction on Wednesday. However, after BSEC's decision to suspend the probe and setting a ceiling on the margin loan rate have contributed in the week ending with a flying session. Average turnover decreased by 6.11% while Investors were mostly active on Financial Institutions (14.1%), Pharmaceuticals (12.9%) and Miscellaneous (10.2%) sectors. Most of the sectors experienced winning performance this week, out of which Cement (17.4%), Telecommunication (17.0%) and Miscellaneous (16.7%) sectors have witnessed the most price appreciation while Jute (-8.7%), General Insurance (-4.5%) and IT (-4.2%) sectors had witnessed highest price correction.

The port city bourse, CSE also registered a winning week. CSCX and CASPI advanced by 527.3 and 871.0 points respectively.

DSE MARKET SUMMARY

	This Week	Last Week	% Change		This Week	Last Week	% Change
DSEX	5,909	5,622	5.1%	Avg. Turnover (BDT mn)	18,687	19,902	-6.11%
DS30	2,237	2,048	9.2%	Avg. Trade	263,292	283,089	-6.99%
DSES	1,324	1,266	4.5%	Avg. Volume (mn)	626	711	-11.95%

3-MONTHS MARKET MOVEMENT



WEEKLY TOP GAINERS

Ticker	Price	Change**	P/E
ROBI	70.1	47.3%	239.0
BEXIMCO	87.4	33.2%	156.1
ALLTEX	11.8	29.7%	n/a
LHBL	68.5	26.6%	39.8
ALIF	10.1	24.7%	19.4
BSRMLTD	77.2	22.3%	13.6
SUMITPOWER	50.3	22.1%	9.7
ASIAINS	115.4	21.1%	32.2
BSRMSTEEL	54.1	20.5%	14.2
APOLOISPAT	8.9	18.7%	n/a

WEEKLY TOP LOSERS

Ticker	Price	Change**	Forward P/E
ZEALBANGLA	157.1	-21.4%	n/a
NPOLYMAR	56.6	-20.9%	27.2
CRYSTALINS	45.1	-16.2%	25.4
ADNTEL	51.8	-15.1%	21.2
PEOPLESINS	40.9	-13.3%	18.3
CONTININS	38.1	-12.6%	20.7
NORTHINNS	38.0	-12.2%	20.1
SONALIANS	523.4	-12.0%	844.2
DULAMIACOT	52.7	-11.3%	n/a
MEGHNAPE	11.8	-11.3%	n/a

WEEKLY TOP AVERAGE TURNOVER* (BDT mn)

Ticker	Turnover	% Turnover	Price
BEXIMCO	1,624.4	8.92%	87.4
ROBI	1,161.7	6.38%	70.1
BXPHERMA	1,078.1	5.92%	197.6
LANKABAFIN	1,017.9	5.59%	45.6
LHBL	788.9	4.33%	68.5
IFIC	600.9	3.30%	16.1
SUMITPOWER	407.3	2.24%	50.3
POWERGRID	386.4	2.12%	59.5
SQRPHARMA	294.7	1.62%	238.3
CITYBANK	247.4	1.36%	30.5

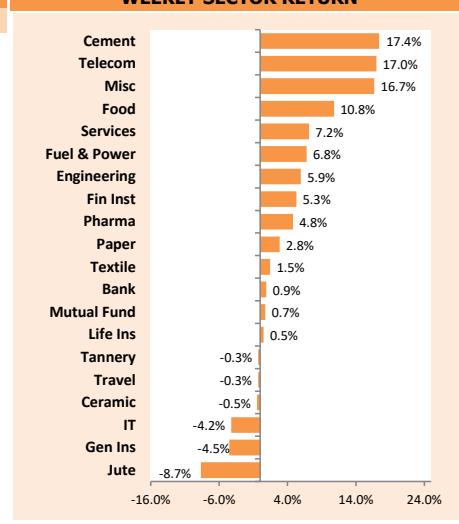
TOP MKT CAP (BDT)

Ticker	Price	M. Cap (mn)	% M.Cap
GP	373.9	504,877	11.43%
ROBI	70.1	367,179	8.32%
WALTONHIL	1120.8	339,522	7.69%
BATBC	1388.3	249,894	5.66%
SQRPHARMA	238.3	211,241	4.78%
UPGDCL	272.7	143,712	3.25%
RENATA	1167	103,384	2.34%
ICB	116.2	89,177	2.02%
BXPHERMA	197.6	88,152	2.00%
LHBL	68.5	79,554	1.80%

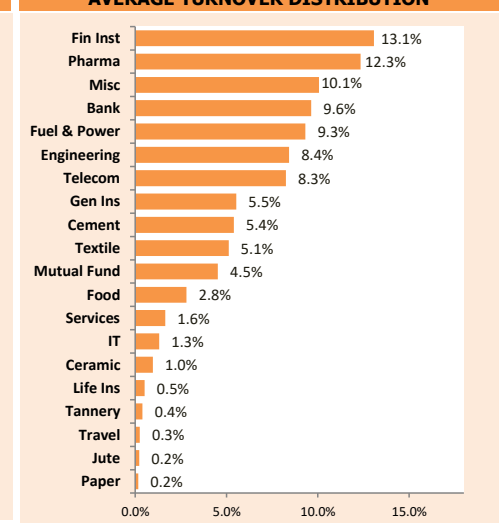
WEEKLY SECTOR MOVEMENT

Sector	Return	Turnover (mn)	M.Cap (mn)	% Turnover	% of M.Cap	P/E
Bank	0.9%	1,755.9	612,957	9.6%	13.9%	9.0
Cement	17.4%	985.0	114,296	5.4%	2.6%	29.7
Ceramics	-0.5%	176.5	25,037	1.0%	0.6%	100.7
Engineering	5.9%	1,535.1	515,445	8.4%	11.7%	20.3
Financial Institutions	5.3%	2,380.9	220,914	13.1%	5.0%	30.7
Food & Allied	10.8%	512.4	341,770	2.8%	7.7%	23.4
Fuel & Power	6.8%	1,697.8	465,218	9.3%	10.5%	11.6
General Insurance	-4.5%	1,009.1	90,665	5.5%	2.1%	19.1
IT	-4.2%	240.3	24,493	1.3%	0.6%	22.0
Jute	-8.7%	39.7	2,340	0.2%	0.1%	1,391.8
Life Insurance	0.5%	94.6	58,726	0.5%	1.3%	n/a
Miscellaneous	16.7%	1,834.0	174,833	10.1%	4.0%	89.7
Mutual Fund	0.7%	825.5	45,626	4.5%	1.0%	2.3
Paper & Printing	2.8%	30.4	15,709	0.2%	0.4%	60.3
Pharma. & Chemicals	4.8%	2,247.7	626,647	12.3%	14.2%	17.5
Services & Real Estate	7.2%	299.2	21,849	1.6%	0.5%	18.0
Tannery	-0.3%	73.1	19,015	0.4%	0.4%	49.8
Telecommunication	17.0%	1,503.9	902,251	8.3%	20.4%	23.3
Textile	1.5%	932.7	113,362	5.1%	2.6%	22.0
Travel & Leisure	-0.3%	46.0	24,477	0.3%	0.6%	131.5

WEEKLY SECTOR RETURN



AVERAGE TURNOVER DISTRIBUTION



VALUATION				UPCOMING IPOs/Right Subscription				KEY ECONOMIC INDICATORS OF BANGLADESH							
	This Week	Last Week	% Change	Name	Subs. Open	Subs. Close	Offer Price (BDT)	Indicators	Basis	Current	As on	Prev.	As on	Change	% Change
Market Cap (BDT bn)	5,017.1	4,702.7	6.7%	EGEN	12-Jan-20	18-Jan-20	10.00	Forex Reserve	USD (mn)	42,347.5	13-Jan-21	32,038.8	13-Jan-20	10,308.8	32.18%
Market PE	16.4	15.3	7.3%	NPOLYMAR	24-Jan-20	8-Feb-20	15.00	Exchahange Rate	Avg	84.80	13-Jan-21	84.90	13-Jan-20	-0.1	-0.12%
Market PB	1.9	1.8	8.0%	UPCOMING Lock-In Free Shares (in mn)				Call Money Rate	W. Avg	1.86	13-Jan-21	4.99	13-Jan-20	-3.13	-62.73%
RSI-DSEX	80.7	81.4	-0.9%					Company Name	Date	Lock-In Free	No of Shares(mn)	Remittances	USD (mn)	2,078.74	Nov-20
MFI-DSEX	79.0	88.6	-10.8%	QUEENSOUTH	13-Mar-21	3 Year	70.15	Inflation Rate	P2P	5.52	Nov-20	6.05	Nov-19	-0.53	n/a
Support	4,780.0	4,780.0	0.00%	ADVENT	12-Apr-21	3 Year	27.03	Cur. Acc. Balance	USD (mn)	(4,849.0)	2019-20	(5,102.0)	2018-19	253	4.96%
Resistance	5,942.6	5,831.8	1.90%					GDP Growth Rate	FY2005-06	5.24P	2019-20	8.15R	2018-19		n/a

UPCOMING DIVIDENDS/ RIGHTS OFFERINGS				LISTED MULTINATIONAL COMPANIES' PERFORMANCE (WEEKLY)						TODAY'S WORLD STOCK INDICES					
Ticker	Record Date	AGM/EGM	Declaration	Ticker	Price	% Gain	Avg. T/O	%of M. Cap	PE	Indices	Country	This Week	Last Week	Change	% Change
PADMAOIL	18-Jan-21	27-Feb-21	125% C	BATASHOE	703	1.0%	2.1	0.2%	n/a	DJIA	USA	31,060	30,829	231.1 ▲	0.75%
JAMUNAOIL	19-Jan-21	13-Mar-21	120% C	BATBC	1388.3	14.9%	243.4	5.7%	21.5	FTSE 100	UK	6,789	6,820	-30.9 ▼	-0.45%
EASTRNLUB	20-Jan-21	13-Mar-21	30% C	BERGERPBL	1567.7	9.1%	21.0	1.6%	168.9	SENSEX	India	49,584	48,093	1,490.8 ▲	3.10%
MPETROLEUM	21-Jan-21	6-Mar-21	150% C	GP	373.9	2.1%	97.0	11.4%	14.1	Nikkei 225	Japan	28,698	27,490	1,208.1 ▲	4.39%
				HEIDELBCEM	162.1	1.8%	4.3	0.2%	n/a	S&P 500	USA	3,810	3,748	61.7 ▲	1.65%
				LHBL	68.5	26.6%	788.9	1.8%	39.8	NASDAQ Com.	USA	12,974	12,741	232.8 ▲	1.83%
				LINDEBD	1310.4	3.2%	13.0	0.5%	20.6	NYSE Comp.	USA	14,984	14,789	194.8 ▲	1.32%
				MARICO	2179.2	1.4%	43.7	1.6%	19.2						
				RAKCERAMIC	29	-0.3%	10.8	0.3%	103.6						
				RECKITTBN	4254.7	6.1%	8.4	0.5%	34.9						
				SINGERBD	180.3	0.8%	52.6	0.4%	20.8	CSCX		10,387	9,860 ▲	527.3	5.3%
				UNILEVERCL	3195.2	12.8%	23.6	0.9%	63.0	CASPI		17,220	16,349 ▲	871.0	5.3%
										CSI		1,092	1,044 ▲	48.1	4.6%

COMODITY PRICES

	This Week	Prev. Week	% Change
Gold (USD)	1,839.90	1,918.60 ▼	-4.10%
Oil (USD)	55.98	54.15 ▲	3.38%

SELECTED NEWS IN BRIEF

LHBL: Commencement of Commercial Production of Clear Size Graded Aggregate: The Company has informed that they commenced commercial production of clear size graded aggregate (graded limestone chips having uniform size and shape conforming to international standards) from January 9, 2021. The Company has set up state-of-the-art cone shaped crushing unit with ancillary equipment, with a capacity to produce 1.2 million tons of clear sized graded aggregate per annum within the premises of the Company's existing integrated clinker and cement manufacturing plant at Chhatak, Sunamganj with an investment of Tk. 40,10,00,000.00 only. The entire investment is made from the Company's own fund.

BSEC TO RAISE IPO QUOTA FOR GENERAL INVESTORS: The Bangladesh Securities and Exchange Commission is going to make some changes, including raising quota for general investors and introducing pre-IPO approval system, in its initial public offering rules. The BSEC is likely to finalise the changes in a commission meeting today. A senior BSEC official told New Age that the BSEC had recently moved to offer IPO shares to all applicants. So, it has become necessary to increase the IPO quota for general investors as their participation is expected to rise significantly due to the facility, he said.

Source: DSE, <http://www.dsebd.org>; <http://www.bloomberg.com>; EBL Research Team

Note: *Turnover Excludes block trade; **Changes has calculated based on the dividend adjusted price on record date: PE excludes 'Z' group & OTC; P= Provisional data

CSE MARKET UPDATES

	This Week	Last Week	Change	% Change
CSCX	10,387	9,860 ▲	527.3	5.3%
CASPI	17,220	16,349 ▲	871.0	5.3%
CSI	1,092	1,044 ▲	48.1	4.6%

EARNINGS (EPS) UPDATE (BDT)

Name	This Yr.	Last Yr.	Growth (YoY)	Period
MPETROLEUM	6.54	7.56	-13.49%	Q1'21
JAMUNAOIL	4.07	4.58	-11.14%	Q1'21
DOMINAGE	0.58	0.40	45.00%	Q1'21
EASTRNLUB	2.86	1.14	150.88%	Q1'21
PADMAOIL	6.40	7.49	-14.55%	Q1'21
REPUBLIC	0.60	0.43	39.53%	Q3'20
RAHIMAFood	0.06	-1.77	103.39%	Q1'21

Website: www.eblsecurities.com
e-mail: info@eblsecurities.com

Disclaimer: This document has been prepared by EBL Securities Ltd. (EBLSL) for information only of its clients on the basis of the publicly available information in the market and own research. This document has been prepared for information purpose only and does not solicit any action based on the material contained herein and should not be construed as an offer or solicitation to buy or sell or subscribe to any security. Neither EBLSL nor any of its directors, shareholders, member of the management or employee represents or warrants expressly or impliedly that the information or data of the sources used in the documents are genuine, accurate, complete, authentic and correct. However all reasonable care has been taken to ensure the accuracy of the contents of this document. EBLSL will not take any responsibility for any decisions made by investors based on the information herein.