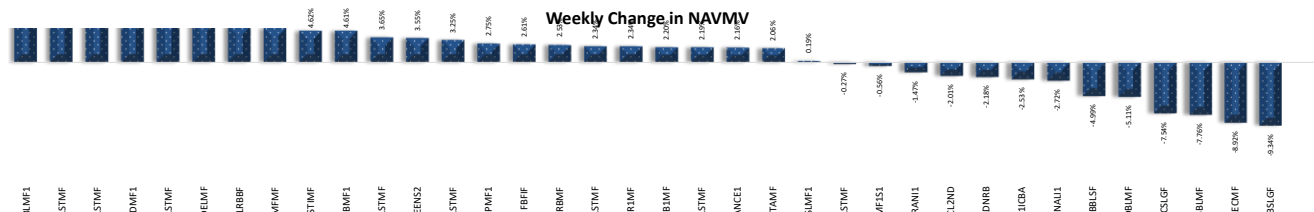
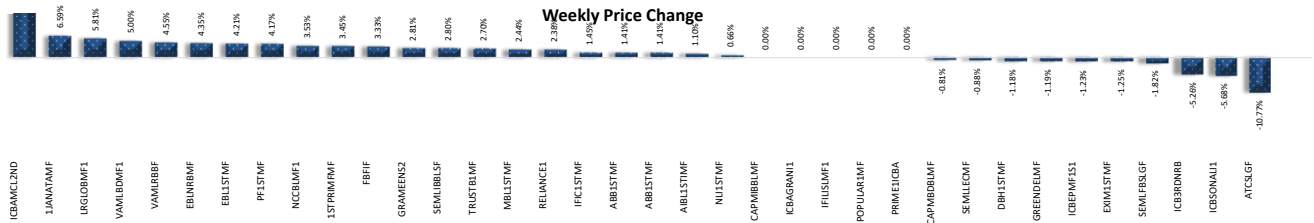


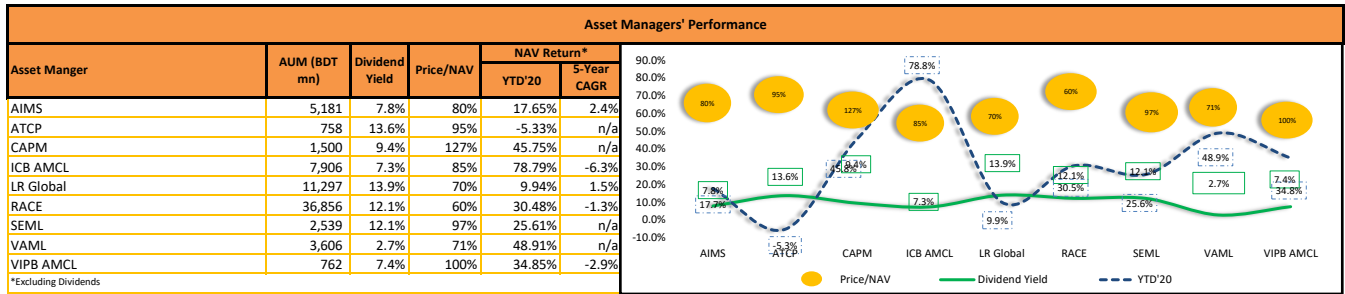
**WEEKLY MUTUAL FUND UPDATE**

Sunday, September 12, 2021

Company Name	Year End	Price	NAVMV	Price/ NAV	EPU	Dividend				Dividend Yield	Weekly Volume	Weekly Turnover (in BDT mn)	Year of Redemption*
						2018	2019	2020	2021				
<b>AIMS of Bangladesh Ltd.</b>													
GRAMEENS2	June	18.3	23.06	79%	6.08	12%C	9%C	7%C	13%C	7.43%	11,805,966	211.68	2-Sep-23
RELANCE1	June	12.9	16.11	80%	4.06	11%C	10%C	No Dividend	10.5%C	8.20%	1,625,966	20.59	7-Jul-21
<b>Asian Tiger Capital Partners (BD) Ltd.</b>													
ATCSLGF	June	11.6	12.26	95%	1.93	12%C	7.5%C	No Dividend	15.0%C	13.64%	13,895,351	168.39	30-Mar-25
<b>Capital &amp; Asset Portfolio Management</b>													
CAPMBDBLMF	June	12.3	12.81	96%	2.41	7%C	5%C	No Dividend	13.0%C	12.38%	3,284,159	40.52	12-Jan-27
CAPMBBLMF	June	19.8	12.48	159%	1.89	No Dividend	8%C	No Dividend	13.5%C	6.37%	1,442,122	27.88	5-Mar-28
<b>ICB Asset Management Company Ltd.</b>													
1STPRIMFMF	December	21.0	16.97	124%	0.98	8.5%C	7%C	8%C		4.73%	3,189,342	65.67	14-Mar-29
ICB3RDNRB	June	7.2	10.33	70%	0.52	5%C	4%	5%	7.0%C	10.00%	4,016,206	29.06	24-May-20
ICBAGRAM1	June	9.4	12.03	78%	0.68	5.5%C	5%	5%	7.0%C	7.78%	727,951	6.75	8-Oct-27
ICBAMCL2ND	June	14.1	11.71	120%	0.37	6%C	6%	6%	8.0%C	6.84%	8,579,264	117.64	28-Oct-19
ICBEPMF1S1	June	8.0	10.68	75%	0.41	5.5%C	4.5%C	5%	6.0%C	7.23%	808,908	6.42	18-Jan-20
ICBSONAU1	June	8.3	11.44	73%	0.53	7%C	6%	5%	7.0%C	7.87%	984,156	8.51	12-Jun-23
IFILISLMF1	June	6.9	10.42	66%	0.31	9%C	6%	4%	4.0%C	5.88%	1,699,574	11.57	22-Nov-20
PF1STMF	June	10.0	11.05	90%	0.32	5%C	5%	5%	6.0%C	5.56%	2,873,882	28.21	9-May-20
PRIMEICBA	June	7.9	11.17	71%	0.47	7%C	6%	5%	7.5%C	9.62%	1,644,189	12.76	2-Feb-20
<b>LR Global Bangladesh Asset Management Co. Ltd.</b>													
ABL1STIMF	March	9.2	11.78	78%	0.34	8%C	8%	No Dividend	12.25%C	15.31%	2,261,258	20.56	9-Jan-31
DBH1STMF	June	8.4	11.84	71%	2.13	9%C	8%	No Dividend	12%C	15.00%	3,828,607	32.23	6-Feb-30
GREENDELMF	June	8.3	11.76	71%	2.13	9%C	8%	No Dividend	12%C	15.00%	12,046,517	99.41	27-Sep-30
LRGLOBMF1	September	9.1	13.61	67%	1.93	5.50%	4%	No Dividend		-	10,212,004	90.53	18-Sep-31
MBL1STMF	March	8.4	12.59	67%	0.41	8%C	8%	No Dividend	11.5%C	15.97%	3,555,602	35.58	7-Feb-31
NCCBLMF1	December	8.8	13.3	66%	0.81	6%	No Dividend	7.25%C		8.15%	2,290,372	19.72	23-May-32
<b>RACE Management PCL</b>													
1JANATAMF	June	9.7	12.88	75%	2.54	2%C, 6%	3%	No Dividend	13%	18.57%	19,317,875	181.37	19-Sep-30
ABB1STMF	June	7.2	13.02	55%	2.61	2%C, 8%	3%	No Dividend	8%	11.94%	12,613,352	89.19	10-Jan-32
EBL1STMF	June	9.9	12.58	79%	2.61	2%C, 8%	3%	No Dividend	13%	15.66%	5,380,259	61.07	18-Aug-29
EBLNRBMF	June	7.2	13.37	54%	1.92	2%C, 7%	3%	No Dividend	6%	8.57%	12,720,522	89.37	15-May-31
EXIM1STMF	June	7.9	13.07	60%	2.00	2%C, 9%	3.5%	No Dividend	7.5%	9.49%	18,319,890	143.78	26-Jun-33
FBFF	June	6.2	12.58	49%	1.93	2%C, 7%	3%	No Dividend	4%	6.56%	21,895,343	132.20	21-Feb-32
IFIC1STMF	June	7.0	12.26	57%	2.32	2%C, 5%	3%	No Dividend	7.5%	11.19%	7,733,803	53.25	31-Mar-30
PHPMF1	June	7.2	12.71	57%	2.40	3%C, 6%	3%	No Dividend	8.5%	12.69%	12,658,702	89.97	24-Nov-30
POPULAR1MF	June	7.0	12.7	55%	2.08	2%C, 5.5%	3%	No Dividend	8.5%	13.49%	20,308,746	140.24	18-Oct-30
TRUSTB1MF	June	7.6	12.99	59%	2.24	2%C, 8%	3.5%	No Dividend	9%	13.04%	15,068,122	112.18	26-Jan-30
<b>Strategic Equity Management Ltd.</b>													
SEMFLBLSGF	June	10.8	11.65	93%	1.87		5%C	2.5%C	15%	15.00%	5,224,985	57.21	4-Nov-28
SEMILBLSF	June	11.0	11.23	98%	2.35	4%	5%	No Dividend	10%	8.13%	2,339,160	25.57	11-Feb-27
SEMILLECMF	June	11.2	11.33	99%	2.84	7%	5%	No Dividend	15%	13.04%	4,012,244	45.29	14-Jan-26
<b>Vanguard Asset Management Ltd.</b>													
VAMLBDMMF1	September	10.5	14.80	71%	2.24	5%	No Dividend	3%		3.85%	2,808,370	29.05	17-Jan-26
VAMLRBBF	December	9.2	12.99	71%	2.50	5%	No Dividend	1.6%		1.59%	1,915,259	17.09	15-Nov-26
<b>VIPB Asset Management Co. Ltd.</b>													
NUL1STMF	June	15.2	15.13	100%	3.14	14%C	13%	5%	17.5%	11.59%	3,626,909	54.47	27-Feb-22

\* Funds' tenure can be extended by 10 years under the condition that total tenure cannot exceed 20 years since inception and mutual funds will have the freedom to either terminate or convert to open end fund following its redemption.





**Open end Funds Information & Statistics**

Name	NAV/Unit	Sale Price/Unit	Repurchase Price/Unit	Fund Manager
MTB Unit Fund	12.15	10.85	10.33	Alliance Capital Asset Management Ltd.
Alliance Shandhani Life Unit Fund	11.03	9.85	9.40	Alliance Capital Asset Management Ltd.
ATC Shariah Unit Fund	12.00	12.00	11.95	Asian Tiger Capital Partners
AAML Unit Fund	18.05	18.05	18.05	Assurance Asset Management Ltd
CandleStone Rupali Bank Growth Fund	10.20	10.20	10.20	CandleStone Investments Partner Limited
CAPM Unit Fund	129.22	129.22	128.82	Capital & Asset Portfolio Management
CAPITEC PADMA P.F. SHARIAH UNIT FUND	11.82	11.82	11.35	Capitec Asset Management Limited
CAPITEC POPULAR LIFE UNIT FUND	12.90	12.90	12.38	Capitec Asset Management Limited
CAPITEC-IBBL SHARIAH UNIT FUND	11.48	11.48	11.02	Capitec Asset Management Limited
CONSTELLATION UNIT FUNDS	12.01	12.01	12.01	Constellation AMC Ltd.
Credence First Growth Fund	12.83	12.83	12.63	Credence Asset Management Ltd.
Credence First Shariah Unit Fund	14.15	14.15	13.95	Credence Asset Management Ltd.
CWT Emerging Bangladesh First Growth Fund	16.82	16.82	16.82	CWT Asset Management Company Ltd.
CWT Opportunities Fund	11.25	11.25	11.25	CWT Asset Management Company Ltd.
CWT Sadharan Bima Growth Fund	15.35	15.35	15.35	CWT Asset Management Company Ltd.
EBL AML 1st Unit Fund	11.34	11.34	11.34	EBL Asset Management Ltd.
EDGE Bangladesh Mutual Fund	14.93	14.93	14.93	EDGE Asset Management Ltd.
EDGE AMC Growth Fund	14.93	14.93	14.93	EDGE Asset Management Ltd.
Ekush First Unit Fund	14.60	14.60	14.60	Ekush Wealth Management Limited
HFAML- ACME Employees Unit Fund	14.42	14.42	14.12	HF Asset Management Ltd.
HFAML UNIT FUND	12.32	12.32	12.02	HF Asset Management Ltd.
ICB AMCL Unit Fund	239.82	209.00	204.00	ICB Asset Management Company Ltd.
ICB AMCL Pension Holders' Unit Fund	244.50	213.00	208.00	ICB Asset Management Company Ltd.
Bangladesh Fund	105.80	93.00	90.00	ICB Asset Management Company Ltd.
ICB AMCL Converted First Unit Fund	11.13	9.90	9.60	ICB Asset Management Company Ltd.
ICB AMCL Islamic Unit Fund	10.57	9.10	8.80	ICB Asset Management Company Ltd.
First ICB Unit Fund	11.34	9.80	9.50	ICB Asset Management Company Ltd.
Second ICB Unit Fund	13.85	11.80	11.50	ICB Asset Management Company Ltd.
Third ICB Unit Fund	13.84	11.80	11.50	ICB Asset Management Company Ltd.
Fourth ICB Unit Fund	12.91	11.00	10.70	ICB Asset Management Company Ltd.
Fifth ICB Unit Fund	12.58	10.80	10.50	ICB Asset Management Company Ltd.
Sixth ICB Unit Fund	13.19	11.30	11.00	ICB Asset Management Company Ltd.
Seventh ICB Unit Fund	13.51	11.60	11.30	ICB Asset Management Company Ltd.
Eighth ICB Unit Fund	12.84	11.00	10.70	ICB Asset Management Company Ltd.
ICB AMCL Second NRB Unit Fund	13.21	11.30	11.00	ICB Asset Management Company Ltd.
ICB AMCL Shotoborsho Unit Fund	11.56	10.00	9.70	ICB Asset Management Company Ltd.
IDLC Balanced Fund	13.26	13.26	13.26	IDLC Asset Management Ltd.
IDLC Growth Fund	13.85	13.85	13.85	IDLC Asset Management Ltd.
IDLC Asset Management Shariah Fund	12.68	12.68	12.68	IDLC Asset Management Ltd.
IDLC Income fund	10.12	10.12	10.12	IDLC Asset Management Ltd.
ICL Balanced Fund	13.19	13.19	13.19	Impress Capital Limited
BCB ICL Growth Fund	12.83	12.83	12.83	Impress Capital Limited
Esquire ICL Apparel Fund	14.81	14.81	14.81	Impress Capital Limited
LankaBangla 1st Balanced Unit Fund	14.51	14.51	14.51	LankaBangla Asset Management Company Ltd.
LankaBangla Al-Arafah Shariah Unit Fund	11.54	11.54	11.54	LankaBangla Asset Management Company Ltd.
LB Gratuity Opportunities Fund	12.63	12.63	12.63	LankaBangla Asset Management Company Ltd.
LB Gratuity Wealth Builder Fund	10.26	10.26	10.26	LankaBangla Asset Management Company Ltd.
NAM IBBL Islamic Unit Fund	10.85	10.85	10.65	National Asset Management Ltd.
Peninsula AMCL BDBL Unit Fund One	14.42	14.42	14.22	Peninsula Asset Management Company Ltd.
Peninsula Sadharan Bima Corporation Unit Fund One	12.40	12.40	12.20	Peninsula Asset Management Company Ltd.
Peninsula Balanced Fund	14.55	14.55	14.35	Peninsula Asset Management Company Ltd.
Prime Finance Second Mutual Fund	13.42	13.10	12.80	Prime Finance Asset Management Company Ltd.
Prime Financial First Unit Fund	132.60	129.00	126.00	Prime Finance Asset Management Company Ltd.
Rupali Life Insurance First Mutual Fund	11.30	11.20	10.80	Prime Finance Asset Management Company Ltd.
Shanta Amanah Shariah Fund	13.95	13.95	13.95	Shanta Asset Management Company Ltd.
Shanta First Income Unit Fund	16.04	16.04	16.04	Shanta Asset Management Company Ltd.
Shanta Fixed Income Fund	9.98	9.98	9.98	Shanta Asset Management Company Ltd.
UCB AML First Mutual Fund	11.62	11.62	11.62	UCB Asset Management Limited
UFS-Popular Life Unit Fund	12.76	12.76	12.46	Universal Financial Solutions Limited
UFS-Pragati Life Unit Fund	14.51	14.51	14.21	Universal Financial Solutions Limited
UFS-Padma Life Islamic Unit Fund	12.27	12.27	11.97	Universal Financial Solutions Limited
UFS-Bank Asia Unit Fund	13.46	13.46	13.16	Universal Financial Solutions Limited
UFS-IBBL Shariah Unit Fund	11.61	11.61	11.31	Universal Financial Solutions Limited
VANGUARD AML GROWTH FUND	15.33	15.33	15.03	Vanguard Asset Management Ltd.
VIPB Accelerated Income Unit Fund	14.19	14.19	14.12	VIPB Asset Management
VIPB Growth Fund	12.47	12.47	12.40	VIPB Asset Management
VIPB Balanced Fund	12.60	12.60	12.54	VIPB Asset Management
Zenith Annual Income Fund	20.10	20.10	20.10	Zenith Investments Limited

**Disclaimer:** This document has been prepared by EBL Securities Ltd. (EBLSL) for information only of its clients on the basis of the publicly available information in the market and own research. This document has been prepared for information purpose only and does not solicit any action based on the material contained herein and should not be construed as an offer or solicitation to buy or sell or subscribe to any security. Neither EBLSL nor any of its directors, shareholders, member of the management or employee represents or warrants expressly or impliedly that the information or data of the sources used in the documents are genuine, accurate, complete, authentic and correct. However all reasonable care has been taken to ensure the accuracy of the contents of this document. EBLSL will not take any responsibility for any decisions made by investors based on the information herein.