

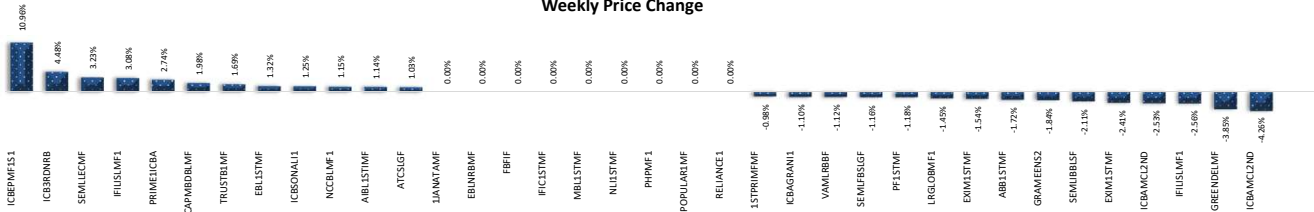
WEEKLY MUTUAL FUND UPDATE

Sunday, January 16, 2022

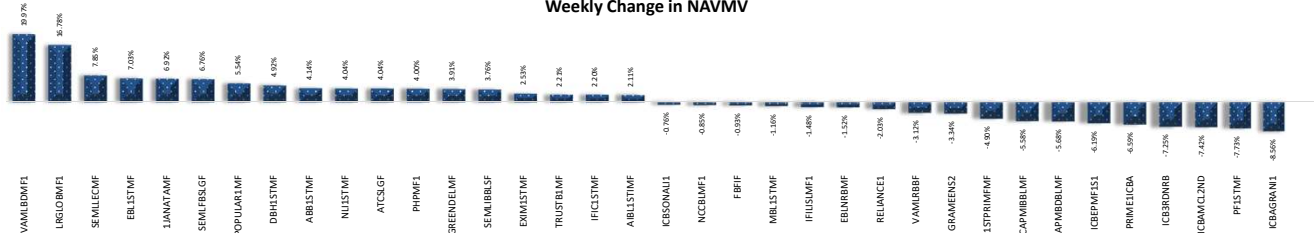
Company Name	Year End	Price	NAVMV	Price/ NAV	EPU	Dividend				Dividend Yield	Weekly Volume	Weekly Turnover (in BDT mn)	Year of Redemption*
						2018	2019	2020	2021				
AIMS of Bangladesh Ltd.													
GRAMEENS2	June	16.0	20.53	78%	2.08	12%C	9%C	7%C	13%C	7.43%	1,183,834	19.26	2-Sep-23
RELIANCE1	June	11.5	14.47	79%	1.24	11%C	10%C	No Dividend	10.5%C	8.20%	670,067	7.88	7-Jul-21
Asian Tiger Capital Partners (BD) Ltd.													
ATCSLGF	June	9.8	12.35	79%	1.12	12%C	7.5%C	No Dividend	15.0%C	13.64%	2,098,255	20.89	30-Mar-25
Capital & Asset Portfolio Management													
CAPMBDBLMF	June	10.3	11.78	87%	1.48	7%C	5%C	No Dividend	13.0%C	12.38%	2,569,461	26.90	12-Jan-27
CAPMIBBLMF	June	16.2	12.02	135%	1.28	No Dividend	8%C	No Dividend	13.5%C	6.37%	2,191,752	36.24	5-Mar-28
ICB Asset Management Company Ltd.													
1STPRIMFMF	December	20.2	14.95	135%	1.48	8.5%C	7%C	8%C		4.73%	1,518,604	31.18	14-Mar-29
ICB3RDNRB	June	7.0	9.21	76%	0.88	5%C	4%	5%	7.0%C	10.00%	2,040,371	14.20	19-May-30
ICBAGRANI1	June	9.0	10.90	83%	1.36	5.5%C	5%	5%	7.0%C	7.78%	418,911	3.88	8-Oct-27
ICBAMCL2ND	June	9.0	10.36	87%	1.52	6%C	6%	5%	8.0%C	6.84%	1,456,822	13.59	28-Oct-29
ICBEPMF1S1	June	8.1	9.40	86%	1.12	5.5%C	4.5%C	5%	6.0%C	7.23%	3,570,349	27.74	9-Jan-30
ICBSONALI1	June	8.1	10.40	78%	1.24	7%C	6%	5%	7.0%C	7.87%	361,359	2.93	12-Jun-23
IFILSLMF1	June	6.7	9.34	72%	0.88	9%C	6%	4%	4.0%C	5.88%	1,282,323	8.46	10-Nov-30
PF1STMF	June	8.4	9.67	87%	1.20	5%C	5%	5%	6.0%C	5.56%	1,614,948	14.02	3-May-30
PRIMEICBA	June	7.5	10.06	75%	1.76	7%C	6%	5%	7.5%C	9.62%	631,032	4.77	24-Jan-30
LR Global Bangladesh Asset Management Co. Ltd.													
AIBL1STMF	March	8.9	11.64	76%	0.21	8%C	8%	No Dividend	12.25%C	15.31%	434,164	3.87	9-Jan-31
DBH1STMF	June	7.6	11.95	64%	0.13	9%C	8%	No Dividend	12%C	15.00%	479,166	3.76	6-Feb-30
GREENDEL1MF	June	7.5	11.7	64%	0.20	9%C	8%	No Dividend	12%C	15.00%	643,523	4.99	27-Sep-30
LRGLOBMF1	September	6.8	13.5	50%	1.74	5.50%	4%	No Dividend	15.10%C	16.59%	6,443,185	45.10	18-Sep-31
MBL1STMF	March	8.0	11.98	67%	0.30	8%C	8%	No Dividend	11.5%C	15.97%	453,970	3.68	7-Feb-31
NCCBLMF1	December	8.8	12.8	69%	0.91	6%C	No Dividend	7.25%C		8.15%	458,732	4.05	23-May-32
RACE Management PCL													
1JANATAMF	June	6.5	11.89	55%	0.80	2%C, 6%	3%	No Dividend	13%C	18.57%	2,891,658	18.77	19-Sep-30
ABB1STMF	June	5.7	12.07	47%	0.68	2%C, 8%	3%	No Dividend	8%C	11.94%	3,547,641	20.65	10-Jan-32
EBL1STMF	June	7.7	11.73	66%	2.16	2%C, 8%	3%	No Dividend	13%C	15.66%	949,522	7.30	18-Aug-29
EBLN1RMF	June	6.3	12.31	51%	1.16	2%, 7%	3%	No Dividend	6%	8.57%	2,641,636	16.77	15-May-31
EXIM1STMF	June	6.4	12.15	53%	0.96	2%C, 9%	3.5%	No Dividend	7.5%C	9.49%	3,347,980	21.91	26-Jun-33
FBFIF	June	5.5	11.75	47%	0.68	2%, 7%	3%	No Dividend	4%	6.56%	7,425,390	40.73	21-Feb-32
IFIC1STMF	June	5.7	11.59	49%	0.80	2%, 5%	3%	No Dividend	7.5%C	11.19%	1,893,017	10.85	31-Mar-30
PHPMF1	June	5.6	11.97	47%	0.60	3%, 6%	3%	No Dividend	8.5%C	12.69%	2,532,670	14.38	24-Nov-30
POPULAR1MF	June	5.6	12	47%	0.76	2%, 5.5%	3%	No Dividend	8.5%C	13.49%	3,389,050	19.13	18-Oct-30
TRUSTB1MF	June	6.0	12.03	50%	0.60	2%, 8%	3.5%	No Dividend	9%	13.04%	4,962,126	30.42	26-Jan-30
Strategic Equity Management Ltd.													
SEMIFBSLGF	June	8.5	12.32	69%	1.32		5%	2.5%	15%	15.00%	925,401	8.06	4-Nov-28
SEMILBLSF	June	9.3	11.3	82%	2.64	4%	5%	No Dividend	10%	8.13%	1,267,930	11.93	11-Feb-27
SEMILLECMF	June	9.6	11.81	81%	3.84	7%	5%	No Dividend	15%	13.04%	2,266,768	21.95	14-Jan-26
Vanguard Asset Management Ltd.													
VAM1BDMF1	September	7.7	14.60	53%	2.13	5%	No Dividend	3%	15%	14.42%	2,647,383	21.16	17-Jan-26
VAMLRBBF	December	8.8	11.80	75%	2.12	5%	No Dividend	1.6%		1.59%	324,035	2.85	15-Nov-26
VIPB Asset Management Co. Ltd.													
NLI1STMF	June	14.0	15.18	92%	0.96	14%	13%	5%	17.5%	11.59%	2,428,630	33.82	27-Feb-22

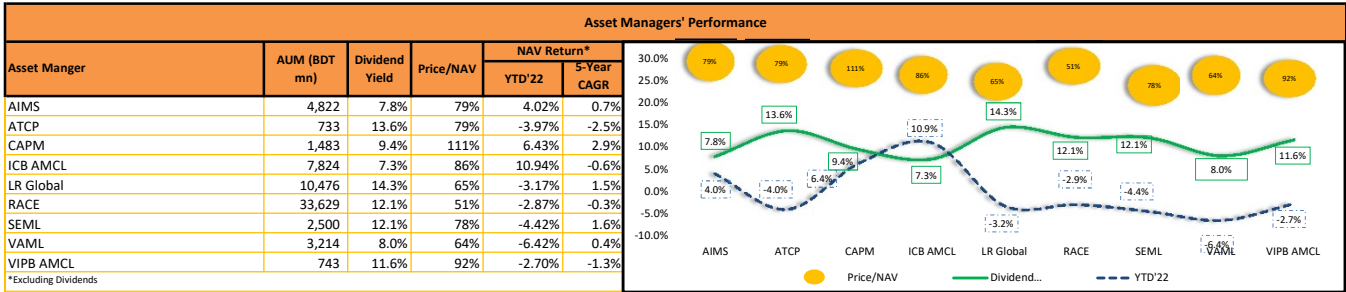
* Funds' tenure can be extended by 10 years under the condition that total tenure cannot exceed 20 years since inception and mutual funds will have the freedom to either terminate or convert to open end fund following its redemption.

Weekly Price Change



Weekly Change in NAVMV





Open end Funds Information & Statistics

Name	NAV/Unit	Sale Price/Unit	Repurchase Price/Unit	Fund Manager
MTB Unit Fund	11.25	11.00	10.70	Alliance Capital Asset Management Ltd.
Alliance Shandhani Life Unit Fund	9.98	9.88	9.58	Alliance Capital Asset Management Ltd.
ATC Shariah Unit Fund	11.65	11.65	11.60	Asian Tiger Capital Partners
AAML Unit Fund	18.29	18.29	18.29	Assurance Asset Management Ltd
CandleStone Rupali Bank Growth Fund	10.16	10.16	10.16	CandleStone Investments Partner Limited
CAPM Unit Fund	130.75	130.75	130.35	Capital & Asset Portfolio Management
CAPITEC PADMA P. F. SHARIAH UNIT FUND	11.18	11.18	10.73	Capitec Asset Management Limited
CAPITEC POPULAR LIFE UNIT FUND	12.21	12.21	11.72	Capitec Asset Management Limited
CAPITEC-IBBL SHARIAH UNIT FUND	n/a	n/a	n/a	Capitec Asset Management Limited
CONSTELLATION UNIT FUNDS	12.01	12.01	12.01	Constellation AMC Ltd.
Credence First Growth Fund	12.22	12.22	12.02	Credence Asset Management Ltd.
Credence First Shariah Unit Fund	13.90	13.90	13.70	Credence Asset Management Ltd.
CWT Emerging Bangladesh First Growth Fund	15.99	15.99	15.99	CWT Asset Management Company Ltd.
CWT Opportunities Fund	10.77	-	-	CWT Asset Management Company Ltd.
CWT Sadharan Bima Growth Fund	14.38	-	-	CWT Asset Management Company Ltd.
EBL AML 1st Unit Fund	11.28	11.28	11.28	EBL Asset Management Ltd.
EDGE Bangladesh Mutual Fund	14.36	14.36	14.36	EDGE Asset Management Ltd.
EDGE AMC Growth Fund	14.39	14.39	14.39	EDGE Asset Management Ltd.
Ekush First Unit Fund	14.73	14.73	14.73	Ekush Wealth Management Limited
HFAML- ACME Employees Unit Fund	13.79	-	-	HF Asset Management Ltd.
HFAML UNIT FUND	11.58	-	-	HF Asset Management Ltd.
ICB AMCL Unit Fund	245.58	212.00	209.00	ICB Asset Management Company Ltd.
ICB AMCL Pension Holders' Unit Fund	256.34	221.00	218.00	ICB Asset Management Company Ltd.
Bangladesh Fund	109.01	98.00	95.00	ICB Asset Management Company Ltd.
ICB AMCL Converted First Unit Fund	11.55	10.40	10.10	ICB Asset Management Company Ltd.
ICB AMCL Islamic Unit Fund	10.63	9.30	9.00	ICB Asset Management Company Ltd.
First ICB Unit Fund	11.88	10.10	9.80	ICB Asset Management Company Ltd.
Second ICB Unit Fund	15.31	12.60	12.30	ICB Asset Management Company Ltd.
Third ICB Unit Fund	14.42	12.20	11.90	ICB Asset Management Company Ltd.
Fourth ICB Unit Fund	13.89	11.50	11.20	ICB Asset Management Company Ltd.
Fifth ICB Unit Fund	13.28	11.10	10.80	ICB Asset Management Company Ltd.
Sixth ICB Unit Fund	14.18	11.70	11.40	ICB Asset Management Company Ltd.
Seventh ICB Unit Fund	15.30	12.20	11.90	ICB Asset Management Company Ltd.
Eighth ICB Unit Fund	13.40	11.30	11.00	ICB Asset Management Company Ltd.
ICB AMCL Second NRB Unit Fund	13.29	11.70	11.40	ICB Asset Management Company Ltd.
ICB AMCL Shotoborsho Unit Fund	11.25	10.50	10.20	ICB Asset Management Company Ltd.
IDLC Balanced Fund	13.14	13.14	13.14	IDLC Asset Management Ltd.
IDLC Growth Fund	13.42	13.42	13.42	IDLC Asset Management Ltd.
IDLC Asset Management Shariah Fund	12.16	12.16	12.16	IDLC Asset Management Ltd.
IDLC Income fund	10.14	10.14	10.14	IDLC Asset Management Ltd.
ICL Balanced Fund	12.78	12.78	12.78	Impress Capital Limited
BCB ICL Growth Fund	12.45	12.45	12.45	Impress Capital Limited
Esquire ICL Apparel Fund	14.30	14.30	14.30	Impress Capital Limited
LankaBangla 1st Balanced Unit Fund	12.33	12.33	12.33	LankaBangla Asset Management Company Ltd.
LankaBangla Al-Arafah Shariah Unit Fund	10.72	10.72	10.72	LankaBangla Asset Management Company Ltd.
LB Gratuity Opportunities Fund	11.98	11.98	11.98	LankaBangla Asset Management Company Ltd.
LB Gratuity Wealth Builder Fund	10.11	10.11	10.11	LankaBangla Asset Management Company Ltd.
NAM IBBL Islamic Unit Fund	10.16	10.16	9.96	National Asset Management Ltd.
Peninsula AMCL BDBL Unit Fund One	14.26	14.26	14.06	Peninsula Asset Management Company Ltd.
Peninsula Sadharan Bima Corporation Unit Fund One	12.24	12.24	12.04	Peninsula Asset Management Company Ltd.
Peninsula Balanced Fund	14.39	14.39	14.19	Peninsula Asset Management Company Ltd.
Prime Finance Second Mutual Fund	11.34	11.10	10.80	Prime Finance Asset Management Company Ltd.
Prime Financial First Unit Fund	104.32	103.00	100.00	Prime Finance Asset Management Company Ltd.
Rupali Life Insurance First Mutual Fund	10.87	10.70	10.40	Prime Finance Asset Management Company Ltd.
Shanta Amanah Shariah Fund	12.24	12.24	12.24	Shanta Asset Management Company Ltd.
Shanta First Income Unit Fund	15.72	15.71	15.71	Shanta Asset Management Company Ltd.
Shanta Fixed Income Fund	9.89	9.89	9.89	Shanta Asset Management Company Ltd.
UCB AML First Mutual Fund	11.48	11.48	11.48	UCB Asset Management Limited
UFS-Popular Life Unit Fund	12.06	12.06	11.76	Universal Financial Solutions Limited
UFS-Pragati Life Unit Fund	13.81	13.81	13.51	Universal Financial Solutions Limited
UFS-Padma Life Islamic Unit Fund	11.40	11.40	11.10	Universal Financial Solutions Limited
UFS-Bank Asia Unit Fund	12.46	12.46	12.16	Universal Financial Solutions Limited
UFS-IBBL Shariah Unit Fund	10.90	10.90	10.60	Universal Financial Solutions Limited
VANGUARD AML GROWTH FUND	14.86	14.86	14.56	Vanguard Asset Management Ltd.
VIPB Accelerated Income Unit Fund	13.80	-	-	VIPB Asset Management
VIPB Growth Fund	12.13	-	-	VIPB Asset Management
VIPB Balanced Fund	12.40	-	-	VIPB Asset Management
VIPB SEBL 1st Unit Fund	10.80	10.80	10.74	VIPB Asset Management
Zenith Annual Income Fund	20.12	20.12	20.12	Zenith Investments Limited

Disclaimer: This document has been prepared by EBL Securities Ltd. (EBLSL) for information only of its clients on the basis of the publicly available information in the market and own research. This document has been prepared for information purpose only and does not solicit any action based on the material contained herein and should not be construed as an offer or solicitation to buy or sell or subscribe to any security. Neither EBLSL nor any of its directors, shareholders, member of the management or employee represents or warrants expressly or impliedly that the information or data of the sources used in the documents are genuine, accurate, complete, authentic and correct. However all reasonable care has been taken to ensure the accuracy of the contents of this document. EBLSL will not take any responsibility for any decisions made by investors based on the information herein.