

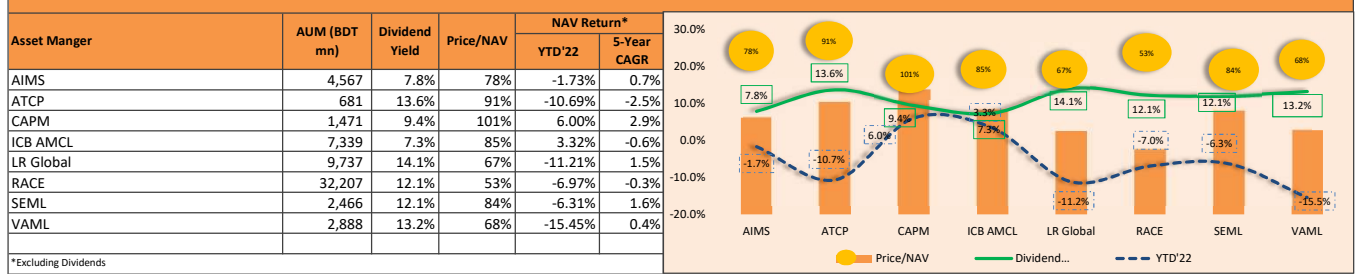
WEEKLY MUTUAL FUND UPDATE

Sunday, June 19, 2022

Company Name	Year End	Price	NAVMV	Price/ NAV	EPU	Dividend			Dividend Yield	Weekly Volume	Weekly Turnover (in BDT mn)	Year of Redemption*
						2020	2021	2022				
AIMS of Bangladesh Ltd.												
GRAMEENS2	June	15.7	20.36	77%	1.35	7%C	13%C		7.43%	682,128	10.73	2-Sep-28
RELIANCE1	June	11.2	14.09	79%	0.72	No Dividend	10.5%C		8.20%	119,897	1.33	7-Jul-31
Asian Tiger Capital Partners (BD) Ltd.												
ATCSLGF	June	10.0	11.03	91%	1.24	No Dividend	15.0%C		13.64%	1,197,734	12.03	30-Mar-25
Capital & Asset Portfolio Management												
CAPMBDBLMF	June	10.4	12.39	84%	0.60	No Dividend	13.0%C		12.38%	1,318,857	13.81	12-Jan-27
CAPMIBBLMF	June	14.7	12.39	119%	0.55	No Dividend	13.5%C		6.37%	1,372,187	20.47	5-Mar-28
ICB Asset Management Company Ltd.												
1STPRIMFMF	December	17.2	14.36	120%	2.84	8%C	10%C		5.05%	1,067,274	18.54	14-Mar-29
ICB3RDNRB	June	7.0	9.77	72%	0.63	5%C	7.0%C		10.00%	140,933	0.98	19-May-30
ICBAGRAN1	June	9.3	11.48	81%	0.83	5%C	7.0%C		7.78%	39,556	0.37	8-Oct-27
ICBAMCL2ND	June	9.0	10.87	83%	0.80	5%C	8.0%C		6.84%	1,086,759	9.90	28-Oct-29
ICBEPMF1S1	June	7.2	9.95	72%	0.55	5%C	6.0%C		7.23%	158,375	1.15	9-Jan-30
ICBSONALI1	June	8.3	10.50	79%	0.81	5%C	7.0%C		7.87%	7,969	0.07	12-Jun-23
IFILSLMF1	June	6.6	9.69	68%	0.32	4%C	4.0%C		5.88%	88,582	0.59	10-Nov-30
PF1STMF	June	11.2	10.03	112%	0.64	5%C	6.0%C		5.56%	2,751,549	31.37	3-May-30
PRIME1CBA	June	7.7	10.38	74%	0.76	5%C	7.5%C		9.62%	272,604	2.08	24-Jan-30
LR Global Bangladesh Asset Management Co. Ltd.												
AIBL1STMF	March	8.2	10.15	81%	1.00	No Dividend	12.25%C	10%C	11.63%	31,964	0.27	9-Jan-31
DBH1STMF	June	7.3	11.06	66%	0.51	No Dividend	12%C		15.00%	298,111	2.18	6-Feb-30
GREENDELMF	June	7.2	10.85	66%	0.54	No Dividend	12%C		15.00%	691,650	4.99	27-Sep-30
LRGLOBMF1	September	6.7	11.15	60%	0.43	No Dividend	15.10%C		16.59%	1,423,277	9.46	18-Sep-31
MBL1STMF	March	7.3	10.64	69%	1.00	No Dividend	11.5%C	10%C	12.50%	260,120	2.67	7-Feb-31
NCCBLMF1	December	7.0	11.37	62%	0.32	7.25%C	12%C		13.79%	68,412	0.49	23-May-32
RACE Management PCL												
IJANATAMF	June	6.3	10.64	59%	0.53	No Dividend	13%C		18.57%	1,802,725	11.40	19-Sep-30
ABB1STMF	June	5.4	11.21	48%	0.73	No Dividend	8%C		11.94%	1,313,251	10.34	10-Jan-32
EBL1STMF	June	7.4	10.54	70%	0.76	No Dividend	13%C		15.66%	182,911	1.34	18-Aug-29
EBLNRBMF	June	6.4	12.01	53%	1.80	No Dividend	6%C		8.57%	5,193,116	32.94	15-May-31
EXIM1STMF	June	6.0	11.27	53%	1.01	No Dividend	7.5%C		9.49%	2,847,503	17.28	26-Jun-33
FBFIF	June	5.2	11.35	46%	0.85	No Dividend	4%C		6.56%	6,081,758	31.98	21-Feb-32
IFIC1STMF	June	5.4	10.9	50%	1.03	No Dividend	7.5%C		11.19%	1,712,763	9.21	31-Mar-30
PHPMF1	June	5.4	10.96	49%	0.80	No Dividend	8.5%C		12.69%	2,640,000	14.17	24-Nov-30
POPULAR1MF	June	5.3	10.93	48%	0.85	No Dividend	8.5%C		13.49%	2,999,880	15.90	18-Oct-30
TRUSTB1MF	June	5.7	11.37	50%	1.20	No Dividend	9%C		13.04%	4,805,192	27.49	26-Jan-30
Strategic Equity Management Ltd.												
SEMLFBSLGF	June	8.7	11.55	75%	1.15	2.5%C	15%C		15.00%	713,958	6.30	4-Nov-28
SEMLIBLSF	June	9.0	10.83	83%	0.84	No Dividend	10%C		8.13%	364,071	3.30	11-Feb-27
SEMLLECMF	June	10.0	10.81	93%	0.91	No Dividend	15%C		13.04%	1,976,310	20.58	14-Jan-26
Vanguard Asset Management Ltd.												
VAMLBDMF1	September	7.5	11.61	65%	0.68	3%C	15%C		14.42%	406,864	3.07	17-Jan-26
VAMLRBBF	December	7.6	10.57	72%	1.04	1.6%C	10%C		11.90%	171,964	1.29	15-Nov-26


* Funds' tenure can be extended by 10 years under the condition that total tenure cannot exceed 20 years since inception and mutual funds will have the freedom to either terminate or convert to open end fund following its redemption.

Asset Managers' Performance




* Excluding Dividends

Weekly Price Change



Weekly Change in NAVMV



Open end Funds Information & Statistics				
Name	NAV/Unit	Sale Price/Unit	Repurchase Price/Unit	Fund Manager
1st ACACIA SRIM SME Growth Unit Fund	16.40	16.40	16.40	ACACIA SRIM Ltd.
MTB Unit Fund	10.78	10.55	10.25	Alliance Capital Asset Management Ltd.
Alliance Shandhani Life Unit Fund	9.47	9.40	9.10	Alliance Capital Asset Management Ltd.
ATC Shariah Unit Fund	11.33	11.33	11.28	Asian Tiger Capital Partners
AAML Unit Fund	17.26	17.26	17.26	Assurance Asset Management Ltd
CandleStone Rupali Bank Growth Fund	10.11	10.11	10.11	CandleStone Investments Partner Limited
CAPM Unit Fund	130.96	130.96	130.56	Capital & Asset Portfolio Management
CAPITEC PADMA P.F. SHARIAH UNIT FUND	11.80	11.80	11.33	Capitec Asset Management Limited
CAPITEC POPULAR LIFE UNIT FUND	12.59	12.59	12.09	Capitec Asset Management Limited
CAPITEC-IBBL SHARIAH UNIT FUND	10.69	10.69	10.26	Capitec Asset Management Limited
CONSTELLATION UNIT FUNDS	10.27	10.27	10.27	Constellation AMC Ltd.
Credence First Growth Fund	11.91	11.91	11.71	Credence Asset Management Ltd.
Credence First Shariah Unit Fund	13.78	13.78	13.58	Credence Asset Management Ltd.
CWT Emerging Bangladesh First Growth Fund	16.14	16.14	16.14	CWT Asset Management Company Ltd.
CWT Opportunities Fund	10.36	10.36	10.36	CWT Asset Management Company Ltd.
CWT Sadharan Bima Growth Fund	12.75	12.75	12.75	CWT Asset Management Company Ltd.
EBL AML 1st Unit Fund	10.74	10.74	10.74	EBL Asset Management Ltd.
EDGE Bangladesh Mutual Fund	11.51	11.51	11.51	EDGE Asset Management Ltd.
EDGE AMC Growth Fund	12.04	12.04	12.04	EDGE Asset Management Ltd.
EDGE High Quality Income Fund	10.14	10.14	10.14	EDGE Asset Management Ltd.
Ekush First Unit Fund	12.11	12.11	12.11	Ekush Wealth Management Limited
Ekush Growth Fund	9.90	9.90	9.90	Ekush Wealth Management Limited
HFAML- ACME Employees Unit Fund	11.71	11.71	11.41	HF Asset Management Ltd.
HFAML UNIT FUND	10.53	10.53	10.23	HF Asset Management Ltd.
HFAML Shariah Unit Fund	9.95	9.95	9.75	HF Asset Management Ltd.
ICB AMCL Unit Fund	243.30	221.00	218.00	ICB Asset Management Company Ltd.
ICB AMCL Pension Holders' Unit Fund	257.02	230.00	227.00	ICB Asset Management Company Ltd.
Bangladesh Fund	104.49	101.00	98.00	ICB Asset Management Company Ltd.
ICB AMCL Converted First Unit Fund	11.58	10.90	10.60	ICB Asset Management Company Ltd.
ICB AMCL Islamic Unit Fund	10.10	9.70	9.40	ICB Asset Management Company Ltd.
First ICB Unit Fund	10.91	10.20	9.90	ICB Asset Management Company Ltd.
Second ICB Unit Fund	13.67	12.00	11.70	ICB Asset Management Company Ltd.
Third ICB Unit Fund	12.78	11.60	11.30	ICB Asset Management Company Ltd.
Fourth ICB Unit Fund	12.00	10.90	10.60	ICB Asset Management Company Ltd.
Fifth ICB Unit Fund	11.90	10.70	10.40	ICB Asset Management Company Ltd.
Sixth ICB Unit Fund	12.53	11.00	10.70	ICB Asset Management Company Ltd.
Seventh ICB Unit Fund	13.36	11.70	11.40	ICB Asset Management Company Ltd.
Eighth ICB Unit Fund	12.01	10.60	10.30	ICB Asset Management Company Ltd.
ICB AMCL Second NRB Unit Fund	11.99	10.80	10.50	ICB Asset Management Company Ltd.
ICB AMCL Shotoborsho Unit Fund	10.05	10.10	9.80	ICB Asset Management Company Ltd.
IDLC Balanced Fund	12.20	12.20	12.20	IDLC Asset Management Ltd.
IDLC Growth Fund	12.45	12.45	12.45	IDLC Asset Management Ltd.
IDLC Asset Management Shariah Fund	11.54	11.54	11.54	IDLC Asset Management Ltd.
IDLC Income fund	10.41	10.41	10.41	IDLC Asset Management Ltd.
ICL Balanced Fund	11.81	11.81	11.81	Impress Capital Limited
BCB ICL Growth Fund	11.39	11.39	11.39	Impress Capital Limited
Esquire ICL Apparel Fund	13.20	13.20	13.20	Impress Capital Limited
Joytun 1st Unit Fund	10.01	10.01	10.01	Joytun Asset Management Ltd.
LankaBangla 1st Balanced Unit Fund	11.69	11.69	11.69	LankaBangla Asset Management Company Ltd.
LankaBangla Al-Arafah Shariah Unit Fund	10.33	10.33	10.33	LankaBangla Asset Management Company Ltd.
LB Gratuity Opportunities Fund	12.79	12.79	12.79	LankaBangla Asset Management Company Ltd.
LB Gratuity Wealth Builder Fund	10.43	10.43	10.43	LankaBangla Asset Management Company Ltd.
NAM IBBL Islamic Unit Fund	9.24	9.24	9.04	National Asset Management Ltd.
Peninsula AMCL BDBL Unit Fund One	12.97	12.97	12.77	Peninsula Asset Management Company Ltd.
Peninsula Sadharan Bima Corporation Unit Fund One	11.03	11.03	10.83	Peninsula Asset Management Company Ltd.
Peninsula Balanced Fund	12.89	12.89	12.69	Peninsula Asset Management Company Ltd.
Prime Finance Second Mutual Fund	11.46	11.30	11.00	Prime Finance Asset Management Company Ltd.
Prime Financial First Unit Fund	103.89	102.00	100.00	Prime Finance Asset Management Company Ltd.
Rupali Life Insurance First Mutual Fund	10.40	10.30	10.00	Prime Finance Asset Management Company Ltd.
RACE Financial Inclusion Unit Fund	9.90	9.90	9.90	Bangladesh RACE Management PCL
RACE Special Opportunities Unit Fund	11.86	11.86	11.86	Bangladesh RACE Management PCL
RBIMCO BGFI Fund	9.80	9.80	9.80	Royal Bengal Investment Management Company
SAML Income Unit Fund	11.42	11.42	11.42	Shahjalal Asset Management Ltd.
Shanta Amanah Shariah Fund	12.00	12.00	12.00	Shanta Asset Management Company Ltd.
Shanta First Income Unit Fund	14.14	14.14	14.14	Shanta Asset Management Company Ltd.
Shanta Fixed Income Fund	9.81	9.81	9.81	Shanta Asset Management Company Ltd.
UCB AML First Mutual Fund	10.98	10.98	10.98	UCB Asset Management Limited
UCB Taqwa Growth Fund	10.00	10.00	10.00	UCB Asset Management Limited
UFS-Popular Life Unit Fund	10.99	10.99	10.69	Universal Financial Solutions Limited
UFS-Pragati Life Unit Fund	10.57	10.57	10.27	Universal Financial Solutions Limited
UFS-Padma Life Islamic Unit Fund	10.88	10.88	10.58	Universal Financial Solutions Limited
UFS-Bank Asia Unit Fund	10.23	10.23	9.93	Universal Financial Solutions Limited
UFS-IBBL Shariah Unit Fund	9.81	9.81	9.51	Universal Financial Solutions Limited
VANGUARD AML GROWTH FUND	13.36	13.36	13.06	Vanguard Asset Management Ltd.
VIPB Accelerated Income Unit Fund	11.46	11.46	11.40	VIPB Asset Management
VIPB Growth Fund	10.87	10.87	10.82	VIPB Asset Management
VIPB Balanced Fund	11.03	11.03	10.98	VIPB Asset Management
VIPB SEBL 1st Unit Fund	10.32	10.32	10.27	VIPB Asset Management
Zenith Annual Income Fund	14.56	14.56	14.56	Zenith Investments Limited

Disclaimer: This document has been prepared by EBL Securities Ltd. (EBLSL) for information only of its clients on the basis of the publicly available information in the market and own research. This document has been prepared for information purpose only and does not solicit any action based on the material contained herein and should not be construed as an offer or solicitation to buy or sell or subscribe to any security. Neither EBLSL nor any of its directors, shareholders, member of the management or employee represents or warrants expressly or impliedly that the information or data of the sources used in the documents are genuine, accurate, complete, authentic and correct. However all reasonable care has been taken to ensure the accuracy of the contents of this document. EBLSL will not take any responsibility for any decisions made by investors based on the information herein.