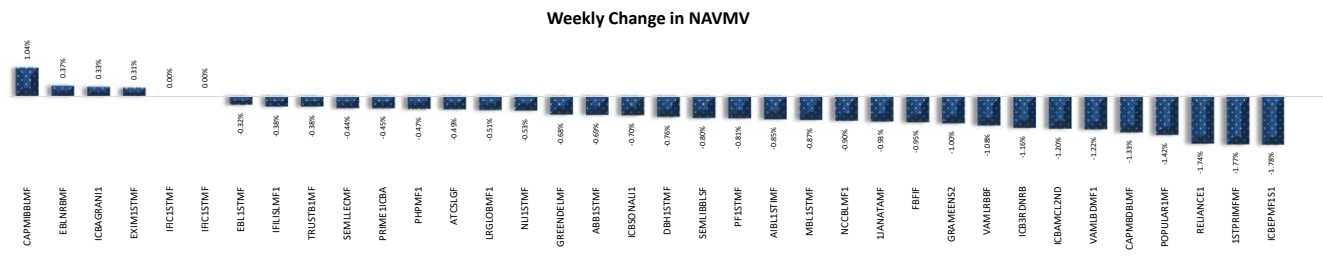
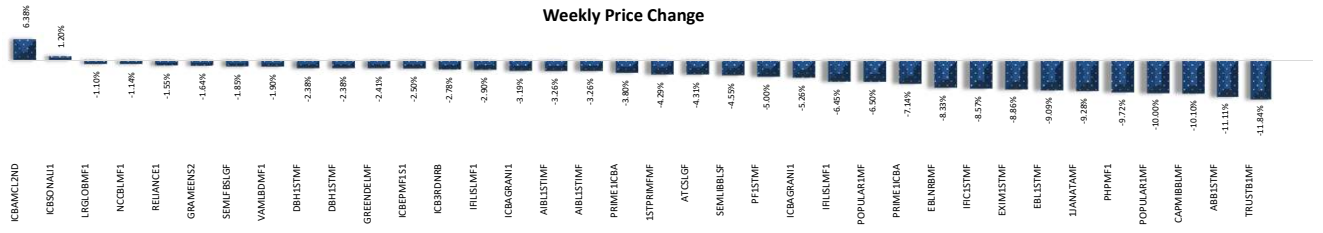


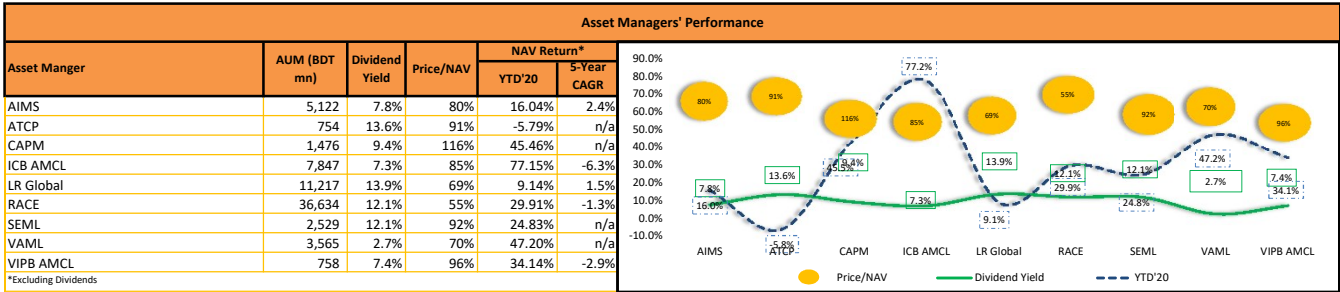
WEEKLY MUTUAL FUND UPDATE

Sunday, September 19, 2021

Company Name	Year End	Price	NAVMV	Price/ NAV	EPU	Dividend				Dividend Yield	Weekly Volume	Weekly Turnover (in BDT mn)	Year of Redemption*
						2018	2019	2020	2021				
AIMS of Bangladesh Ltd.													
GRAMEENS2	June	18.0	22.83	79%	6.08	12%C	9%C	7%C	13%C	7.43%	5,539,466	101.00	2-Sep-23
RELIANCE1	June	12.7	15.83	80%	4.06	11%C	10%C	No Dividend	10.5%C	8.20%	1,760,130	23.47	7-Jul-21
Asian Tiger Capital Partners (BD) Ltd.													
ATCSLGF	June	11.1	12.20	91%	1.93	12%C	7.5%C	No Dividend	15.0%C	13.64%	7,430,182	139.19	30-Mar-25
Capital & Asset Portfolio Management													
CAPMBDBLMF	June	11.5	12.64	91%	2.41	7%C	5%C	No Dividend	13.0%C	12.38%	2,720,009	33.31	12-Jan-27
CAPMIBBLMF	June	17.8	12.61	141%	1.89	No Dividend	8%C	No Dividend	13.5%C	6.37%	1,985,417	38.42	5-Mar-28
ICB Asset Management Company Ltd.													
1STPRIMFMF	December	20.1	16.67	121%	0.98	8.5%C	7%C	8%C		4.73%	2,709,752	57.05	14-Mar-29
ICB3RDNRB	June	7.0	10.21	69%	0.52	5%C	4%	5%	7.0%C	10.00%	1,614,913	11.46	24-May-20
ICBAGRAM1	June	9.1	12.07	75%	0.68	5.5%C	5%	5%	7.0%C	7.78%	365,841	3.43	8-Oct-27
ICBAMCL2ND	June	15.0	11.57	130%	0.37	6%C	6%	5%	8.0%C	6.84%	8,069,248	118.04	28-Oct-19
ICBEPMF1S1	June	7.8	10.49	74%	0.41	5.5%C	4.5%C	5%	6.0%C	7.23%	2,628,448	20.81	18-Jan-20
ICBSONALI1	June	8.4	11.36	74%	0.53	7%C	6%	5%	7.0%C	7.87%	942,623	8.07	12-Jun-23
IFILISLMF1	June	6.7	10.38	65%	0.31	9%C	6%	4%	4.0%C	5.88%	753,725	5.14	22-Nov-20
PF1STMF	June	9.5	10.96	87%	0.32	5%C	5%	5%	6.0%C	5.56%	2,007,565	19.90	9-May-20
PRIMEICBA	June	7.6	11.12	68%	0.47	7%C	6%	5%	7.5%C	9.62%	360,974	2.82	2-Feb-20
LR Global Bangladesh Asset Management Co. Ltd.													
AIBL1STMF	March	8.9	11.68	76%	0.34	8%C	8%	No Dividend	12.25%C	15.31%	1,662,118	15.10	9-Jan-31
DBH1STMF	June	8.2	11.75	70%	2.13	9%C	8%	No Dividend	12%	15.00%	2,537,172	21.27	6-Feb-30
GREENDELMF	June	8.1	11.68	69%	2.13	9%C	8%	No Dividend	12%	15.00%	8,144,256	67.28	27-Sep-30
LRGLOBMF1	September	9.0	13.54	66%	1.93	5.50%	4%	No Dividend		-	4,794,095	43.77	18-Sep-31
MBL1STMF	March	8.2	12.48	66%	0.41	8%	8%	No Dividend	11.5%	15.97%	2,566,398	24.86	7-Feb-31
NCCBLMF1	December	8.7	13.18	66%	0.81	6%	No Dividend	7.25%		8.15%	1,773,015	15.65	23-May-32
RACE Management PCL													
1JANATAMF	June	8.8	12.76	69%	2.54	2%C, 6%	3%	No Dividend	13%	18.57%	28,694,289	277.91	19-Sep-30
ABB1STMF	June	6.4	12.93	49%	2.61	2%C, 8%	3%	No Dividend	8%	11.94%	19,427,954	138.36	10-Jan-32
EBL1STMF	June	9.0	12.54	72%	2.61	2%C, 8%	3%	No Dividend	13%	15.66%	7,955,763	79.18	18-Aug-29
EBLNRMF	June	6.6	13.42	49%	1.92	2%C, 7%	3%	No Dividend	6%	8.57%	11,436,790	83.17	15-May-31
EXIM1STMF	June	7.2	13.11	55%	2.00	2%C, 9%	3.5%	No Dividend	7.5%	9.49%	12,666,648	100.80	26-Jun-33
FBFIF	June	5.8	12.46	47%	1.93	2%C, 7%	3%	No Dividend	4%	6.56%	16,754,223	103.08	21-Feb-32
IFIC1STMF	June	6.4	12.26	52%	2.32	2%C, 5%	3%	No Dividend	7.5%	11.19%	4,390,225	30.97	31-Mar-30
PHPMF1	June	6.5	12.65	51%	2.40	3%C, 6%	3%	No Dividend	8.5%	12.69%	8,212,535	59.46	24-Nov-30
POPULAR1MF	June	6.3	12.52	50%	2.08	2%C, 5.5%	3%	No Dividend	8.5%	13.49%	24,667,877	173.89	18-Oct-30
TRUSTB1MF	June	6.7	12.94	52%	2.24	2%C, 8%	3.5%	No Dividend	9%	13.04%	21,094,387	157.65	26-Jan-30
Strategic Equity Management Ltd.													
SEMFLBSLGF	June	10.6	11.65	91%	1.87		5%C	2.5%	15%	15.00%	3,029,423	32.72	4-Nov-28
SEMILBLSF	June	10.5	11.14	94%	2.35	4%	5%	No Dividend	10%	8.13%	1,629,242	17.75	11-Feb-27
SEMILLECMF	June	10.4	11.28	92%	2.84	7%	5%	No Dividend	15%	13.04%	4,101,052	44.96	14-Jan-26
Vanguard Asset Management Ltd.													
VAMLBDMF1	September	10.3	14.62	70%	2.24	5%	No Dividend	3%		3.85%	4,183,704	44.30	17-Jan-26
VAMLRBBF	December	8.9	12.85	69%	2.50	5%	No Dividend	1.6%		1.59%	1,201,813	10.92	15-Nov-26
VIPB Asset Management Co. Ltd.													
NLI1STMF	June	14.4	15.05	96%	3.14	14%C	13%	5%	17.5%	11.59%	2,101,120	31.50	27-Feb-22

* Funds' tenure can be extended by 10 years under the condition that total tenure cannot exceed 20 years since inception and mutual funds will have the freedom to either terminate or convert to open end fund following its redemption.





Open end Funds Information & Statistics

Name	NAV/Unit	Sale Price/Unit	Repurchase Price/Unit	Fund Manager
MTB Unit Fund	12.01	10.80	10.26	Alliance Capital Asset Management Ltd.
Alliance Shandhani Life Unit Fund	10.64	9.80	9.35	Alliance Capital Asset Management Ltd.
ATC Shariah Unit Fund	11.94	11.94	11.57	Asian Tiger Capital Partners
AAML Unit Fund	17.89	17.89	17.89	Assurance Asset Management Ltd
CandleStone Rupali Bank Growth Fund	10.30	10.30	10.30	CandleStone Investments Partner Limited
CAPM Unit Fund	128.35	128.35	127.95	Capital & Asset Portfolio Management
CAPITEC PADMA P.F. SHARIAH UNIT FUND	11.65	11.65	11.18	Capitec Asset Management Limited
CAPITEC POPULAR LIFE UNIT FUND	12.82	12.82	12.31	Capitec Asset Management Limited
CAPITEC-IBBL SHARIAH UNIT FUND	11.38	11.38	10.92	Capitec Asset Management Limited
CONSTELLATION UNIT FUNDS	12.03	12.03	12.03	Constellation AMC Ltd.
Credence First Growth Fund	12.71	12.71	12.51	Credence Asset Management Ltd.
Credence First Shariah Unit Fund	14.03	14.03	13.83	Credence Asset Management Ltd.
CWT Emerging Bangladesh First Growth Fund	16.18	16.18	16.18	CWT Asset Management Company Ltd.
CWT Opportunities Fund	10.92	10.92	10.92	CWT Asset Management Company Ltd.
CWT Sadharan Bima Growth Fund	14.82	14.82	14.82	CWT Asset Management Company Ltd.
EBL AML 1st Unit Fund	11.33	11.33	11.33	EBL Asset Management Ltd.
EDGE Bangladesh Mutual Fund	14.93	14.93	14.93	EDGE Asset Management Ltd.
EDGE AMC Growth Fund	15.05	15.05	15.05	EDGE Asset Management Ltd.
Ekush First Unit Fund	14.60	14.60	14.60	Ekush Wealth Management Limited
HFAML- ACME Employees Unit Fund	14.45	14.45	14.15	HF Asset Management Ltd.
HFAML UNIT FUND	12.26	12.26	11.96	HF Asset Management Ltd.
ICB AMCL Unit Fund	241.11	210.00	205.00	ICB Asset Management Company Ltd.
ICB AMCL Pension Holders' Unit Fund	246.95	215.00	210.00	ICB Asset Management Company Ltd.
Bangladesh Fund	106.86	94.00	91.00	ICB Asset Management Company Ltd.
ICB AMCL Converted First Unit Fund	11.29	10.10	9.80	ICB Asset Management Company Ltd.
ICB AMCL Islamic Unit Fund	10.68	9.20	8.90	ICB Asset Management Company Ltd.
First ICB Unit Fund	11.45	9.90	9.60	ICB Asset Management Company Ltd.
Second ICB Unit Fund	13.99	12.00	11.70	ICB Asset Management Company Ltd.
Third ICB Unit Fund	13.99	11.90	11.60	ICB Asset Management Company Ltd.
Fourth ICB Unit Fund	13.04	11.10	10.80	ICB Asset Management Company Ltd.
Fifth ICB Unit Fund	12.71	10.90	10.60	ICB Asset Management Company Ltd.
Sixth ICB Unit Fund	13.32	11.40	11.10	ICB Asset Management Company Ltd.
Seventh ICB Unit Fund	13.65	11.70	11.40	ICB Asset Management Company Ltd.
Eighth ICB Unit Fund	12.97	11.10	10.80	ICB Asset Management Company Ltd.
ICB AMCL Second NRB Unit Fund	13.34	11.40	11.10	ICB Asset Management Company Ltd.
ICB AMCL Shotoborsho Unit Fund	11.68	10.00	9.70	ICB Asset Management Company Ltd.
IDLC Balanced Fund	13.17	13.17	13.17	IDLC Asset Management Ltd.
IDLC Growth Fund	13.65	13.65	13.65	IDLC Asset Management Ltd.
IDLC Asset Management Shariah Fund	12.56	12.56	12.56	IDLC Asset Management Ltd.
IDLC Income fund	10.12	10.12	10.12	IDLC Asset Management Ltd.
ICL Balanced Fund	13.07	13.07	13.07	Impress Capital Limited
BCB ICL Growth Fund	12.75	12.75	12.75	Impress Capital Limited
Esquire ICL Apparel Fund	14.61	14.61	14.61	Impress Capital Limited
LankaBangla 1st Balanced Unit Fund	14.35	14.35	14.35	LankaBangla Asset Management Company Ltd.
LankaBangla Al-Arafah Shariah Unit Fund	11.28	11.28	11.28	LankaBangla Asset Management Company Ltd.
LB Gratuity Opportunities Fund	12.43	12.43	12.43	LankaBangla Asset Management Company Ltd.
LB Gratuity Wealth Builder Fund	10.21	10.21	10.21	LankaBangla Asset Management Company Ltd.
NAM IBBL Islamic Unit Fund	10.67	10.67	10.47	National Asset Management Ltd.
Peninsula AMCL BDBL Unit Fund One	14.37	14.37	14.17	Peninsula Asset Management Company Ltd.
Peninsula Sadharan Bima Corporation Unit Fund One	12.36	12.36	12.16	Peninsula Asset Management Company Ltd.
Peninsula Balanced Fund	14.39	14.39	14.19	Peninsula Asset Management Company Ltd.
Prime Finance Second Mutual Fund	13.43	13.10	12.80	Prime Finance Asset Management Company Ltd.
Prime Financial First Unit Fund	130.76	128.00	125.00	Prime Finance Asset Management Company Ltd.
Rupali Life Insurance First Mutual Fund	11.19	11.10	10.80	Prime Finance Asset Management Company Ltd.
Shanta Amanah Shariah Fund	13.76	13.76	13.76	Shanta Asset Management Company Ltd.
Shanta First Income Unit Fund	15.99	15.99	15.99	Shanta Asset Management Company Ltd.
Shanta Fixed Income Fund	10.01	10.01	10.01	Shanta Asset Management Company Ltd.
UCB AML First Mutual Fund	11.49	11.49	11.49	UCB Asset Management Limited
UFS-Popular Life Unit Fund	12.64	12.64	12.34	Universal Financial Solutions Limited
UFS-Pragati Life Unit Fund	14.28	14.28	13.98	Universal Financial Solutions Limited
UFS-Padma Life Islamic Unit Fund	12.15	12.15	11.85	Universal Financial Solutions Limited
UFS-Bank Asia Unit Fund	13.24	13.24	12.94	Universal Financial Solutions Limited
UFS-IBBL Shariah Unit Fund	11.53	11.53	11.23	Universal Financial Solutions Limited
VANGUARD AML GROWTH FUND	15.18	15.18	14.88	Vanguard Asset Management Ltd.
VIPB Accelerated Income Unit Fund	14.09	14.09	14.02	VIPB Asset Management
VIPB Growth Fund	12.41	12.41	12.34	VIPB Asset Management
VIPB Balanced Fund	12.53	12.53	12.47	VIPB Asset Management
Zenith Annual Income Fund	19.96	19.96	19.96	Zenith Investments Limited

Disclaimer: This document has been prepared by EBL Securities Ltd. (EBLSL) for information only of its clients on the basis of the publicly available information in the market and own research. This document has been prepared for information purpose only and does not solicit any action based on the material contained herein and should not be construed as an offer or solicitation to buy or sell or subscribe to any security. Neither EBLSL nor any of its directors, shareholders, member of the management or employee represents or warrants expressly or impliedly that the information or data of the sources used in the documents are genuine, accurate, complete, authentic and correct. However all reasonable care has been taken to ensure the accuracy of the contents of this document. EBLSL will not take any responsibility for any decisions made by investors based on the information herein.