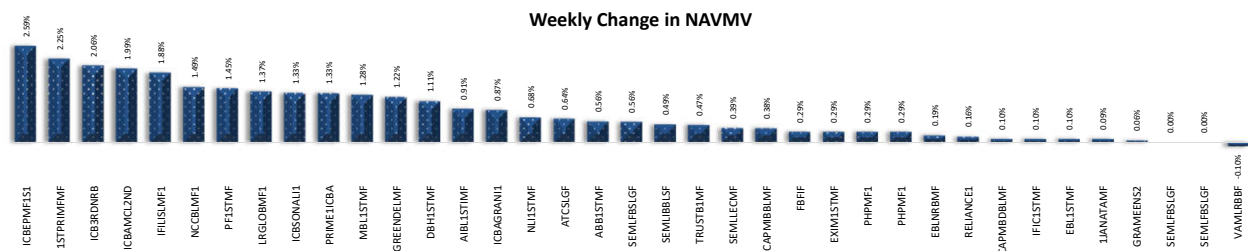
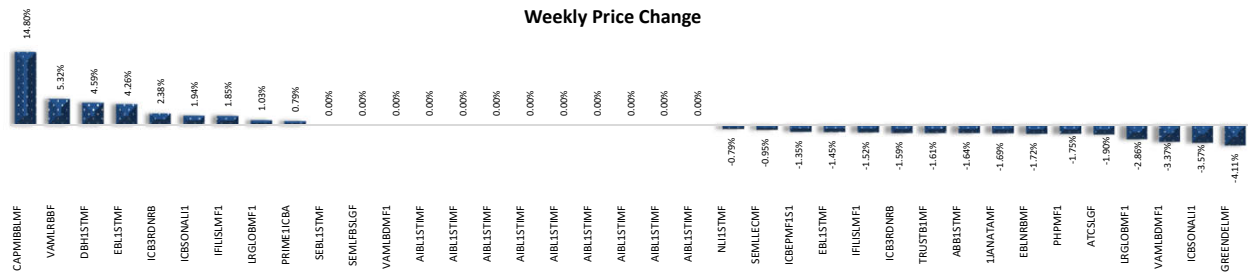


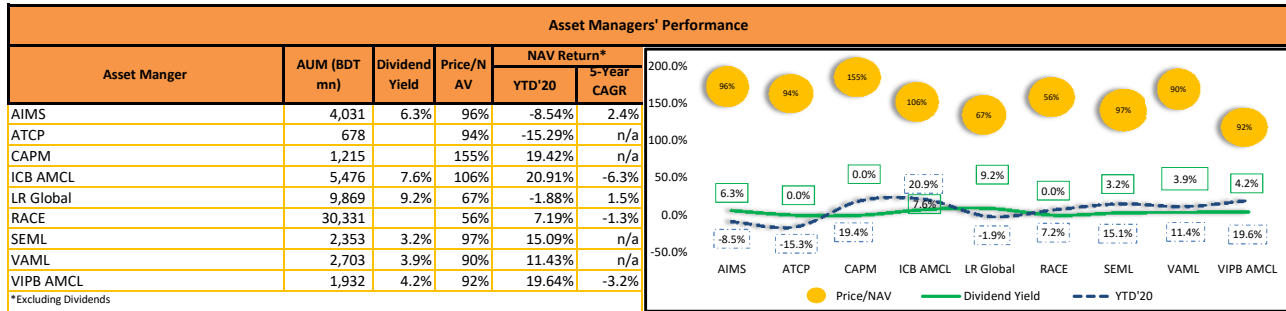
WEEKLY MUTUAL FUND UPDATE

Sunday, December 20, 2020

Company Name	Year End	Price	NAVMV	Price/ NAV	EPU	Dividend			Dividend Yield	Weekly Volume (in million)	Weekly Turnover (in BDT mn)	Year of Redemption*
						2018	2019	2020				
AIMS of Bangladesh Ltd.												
GRAMEENS2	June	16.0	17.96	89%	12.31	12%C	9%C	7%C	6.31%	8,774,595	142.81	2-Sep-23
RELIANCE1	June	12.8	12.50	102%	6.99	11%C	10%C	No Dividend	-	4,173,670	54.59	7-Jul-21
Asian Tiger Capital Partners (BD) Ltd.												
ATCSLGF	June	10.3	10.97	94%	2.68	12%C	7.5%C	No Dividend	-	4,730,250	50.94	30-Mar-25
Capital & Asset Portfolio Management												
CAPMBDBLMF	June	9.8	10.23	96%	0.40	7%C	5%C	No Dividend	-	4,216,988	41.54	12-Jan-27
CAPMIBBLMF	June	22.5	10.51	214%	0.24	No Dividend	8%C	No Dividend	-	5,430,850	119.62	5-Mar-28
ICB Asset Management Company Ltd.												
1STPRIMFMF	December	19.7	10.44	189%	0.49	8.5%C	7%C		5.69%	3,211,526	64.90	14-Mar-29
ICB3RDNRB	June	6.2	6.92	90%	0.60	5%C	4%C	5%C	9.43%	1,211,237	7.69	24-May-20
ICBAGRANI1	June	7.5	9.24	81%	0.84	5.5%C	5%C	5%C	8.06%	1,964,326	14.95	8-Oct-27
ICBAMCL2ND	June	8.5	7.68	111%	0.52	6%C	6%C	5%C	6.49%	3,384,422	28.93	28-Oct-19
ICBEPMF1S1	June	7.3	6.73	108%	0.52	5.5%C	4.5%C	5%C	8.06%	1,873,333	13.78	18-Jan-20
ICBSONALI1	June	8.1	8.38	97%	1.40	7%C	6%C	5%C	6.58%	471,150	3.94	12-Jun-23
IFILSLMF1	June	6.5	7.59	86%	0.24	9%C	6%C	4%	7.14%	658,746	4.33	22-Nov-20
PF1STMF	June	7.4	6.99	106%	0.28	5%C	5%C	5%C	6.49%	2,869,810	21.85	9-May-20
PRIME1CBA	June	6.7	7.63	88%	1.32	7%C	6%C	5%C	10.00%	685,016	4.66	2-Feb-20
LR Global Bangladesh Asset Management Co. Ltd.												
AIBL1STMF	March	8.2	11.08	74%	-0.80	8%C	8%C		9.41%	1,428,235	12.04	9-Jan-31
DBH1STMF	June	6.9	10.95	63%	-0.41	9%C	8%C		9.41%	3,351,580	27.59	6-Feb-30
GREENDELMF	June	7.0	10.77	65%	-0.30	9%C	8%C		10.67%	11,392,469	83.73	27-Sep-30
LRGLOBMF1	September	6.8	11.13	61%	-3.07	5.50%	4%C		5.33%	2,828,407	19.66	18-Sep-31
MBL1STMF	March	7.5	11.09	68%	-1.14	8%C	8%C		11.43%	3,058,748	23.12	7-Feb-31
NCCBLMF1	December	8.6	11.61	74%	-0.48	6%C	No Dividend		8.70%	10,028,158	89.48	23-May-32
RACE Management PCL												
1JANATAMF	June	5.8	10.55	55%	4.92	2%C, 6%	3%C	No Dividend	-	4,939,013	29.57	19-Sep-30
ABB1STMF	June	6.0	10.74	56%	6.25	2%C, 8%	3%C	No Dividend	-	12,888,191	80.14	10-Jan-32
EBL1STMF	June	6.8	10.44	65%	5.07	2%C, 8%	3%C	No Dividend	-	3,029,258	20.90	18-Aug-29
EBLNRBMF	June	5.7	10.57	54%	5.18	2%C, 7%	3%C	No Dividend	-	4,501,176	26.22	15-May-31
EXIM1STMF	June	6.7	10.44	64%	4.32	2%C, 9%	3.5%C	No Dividend	-	7,698,256	54.57	26-Jun-33
FBFIF	June	5.4	10.43	52%	4.54	2%C, 7%	3%C	No Dividend	-	10,592,740	58.47	21-Feb-32
IFIC1STMF	June	5.8	10.41	56%	5.27	2%C, 5%	3%C	No Dividend	-	12,088,564	71.09	31-Mar-30
PHPMF1	June	5.6	10.45	54%	4.55	3%C, 6%	3%C	No Dividend	-	5,582,165	32.19	24-Nov-30
POPULAR1MF	June	5.5	10.45	53%	4.37	2%C, 5.5%	3%C	No Dividend	-	7,480,151	40.96	18-Oct-30
TRUSTB1MF	June	6.1	10.74	57%	5.21	2%C, 8%	3.5%C	No Dividend	-	15,663,696	99.65	26-Jan-30
Strategic Equity Management Ltd.												
SEMLFBSLGF	June	9.8	11.01	89%	2.40		5%C	2.5%C	3.21%	3,296,598	33.46	4-Nov-28
SEMLIBLSF	June	10.5	10.34	102%	4.75	4%	5%C	No Dividend	-	5,767,986	62.71	11-Feb-29
SEMLLECMF	June	10.4	10.33	101%	4.35	7%C	5%C	No Dividend	-	8,742,400	94.64	14-Jan-26
Vanguard Asset Management Ltd.												
VAMLBDMF1	September	8.6	10.92	79%	0.32	5%C	No Dividend	3.00%	3.85%	1,654,229	14.58	17-Jan-26
VAMLRBBF	December	9.9	9.85	101%	1.32	5%C	No Dividend		-	1,359,189	13.77	15-Nov-26
VIPB Asset Management Co. Ltd.												
NLI1STMF	June	12.6	13.34	94%	5.92	14%C	13%C	5%C	5.2%	2,649,131	34.28	27-Feb-22
SEBL1STMF	June	11.4	12.64	90%	5.88	13%C	12%C	3%C	3.23%	4,109,095	46.05	23-May-21

* Funds' tenure can be extended by 10 years under the condition that total tenure cannot exceed 20 years since inception and mutual funds will have the freedom to either terminate or convert to open end fund following its redemption.





Open end Funds Information & Statistics

Name	NAV/Unit	Sale Price/Unit	Repurchase Price/Unit	Fund Manager
MTB Unit Fund	9.73	9.73	9.73	Alliance
Alliance Shandhani Life Unit Fund	8.35	8.35	8.35	Alliance
ATC Shariah Unit Fund	9.77	9.77	9.72	AT Capital
CAPM Unit Fund	113.48	113.48	111.98	CAPM
ICB AMCL Unit Fund	196.14	188.00	183.00	ICB AMCL
ICB AMCL Pension Holders' Unit Fund	188.56	177.00	172.00	ICB AMCL
Bangladesh Fund	82.80	82.00	79.00	ICB AMCL
ICB AMCL Converted First Unit Fund	8.44	8.30	8.00	ICB AMCL
ICB AMCL Islamic Unit Fund	8.56	8.20	7.90	ICB AMCL
ICB AMCL Second NRB Unit Fund	10.66	10.10	9.80	ICB AMCL
First ICB Unit Fund	8.89	8.60	8.30	ICB AMCL
Second ICB Unit Fund	10.15	9.50	9.20	ICB AMCL
Third ICB Unit Fund	11.12	10.40	10.10	ICB AMCL
Fourth ICB Unit Fund	9.66	9.20	8.90	ICB AMCL
Fifth ICB Unit Fund	9.58	9.10	8.80	ICB AMCL
Sixth ICB Unit Fund	10.85	10.20	9.90	ICB AMCL
Seventh ICB Unit Fund	10.94	10.40	10.10	ICB AMCL
Eighth ICB Unit Fund	9.98	9.50	9.20	ICB AMCL
HFAML UNIT FUND	8.73	8.73	8.43	HFAML
HFAML- ACME Employees Unit Fund	10.28	10.28	9.98	HFAML
ICL Balanced Fund	10.43	10.43	10.43	Impress
BCB ICL Growth Fund	9.93	9.93	9.93	Impress
LankaBangla 1st Balanced Unit Fund	11.88	11.88	11.88	LankaBangla
LankaBangla Al-Arafah Shariah Unit Fund	9.13	9.13	9.13	LankaBangla
NAM IBBL Islamic Unit Fund	7.95	7.95	7.75	NAML
Rupali Life Insurance First Mutual Fund	9.63	9.50	9.20	Prime Finance
Prime Financial First Unit Fund	95.39	95.00	92.00	Prime Finance
Prime Finance Second Mutual Fund	10.53	10.40	10.10	Prime Finance
Peninsula AMCL BDBL Unit Fund One	10.88	10.88	10.68	Peninsula
Peninsula Sadharan Bima Corporation Unit Fund One	9.41	9.41	9.21	Peninsula
Shanta First Income Unit Fund	11.82	11.82	11.82	Shanta AMCL
UFS-Popular Life Unit Fund	10.69	10.69	10.39	UFS
UFS-Pragati Life Unit Fund	11.54	11.54	11.24	UFS
UFS-Bank Asia Unit Fund	10.59	10.59	10.29	UFS
UFS-Padma Life Islamic Unit Fund	10.24	10.24	9.94	UFS
UFS-IBBL Shariah Unit Fund	9.64	9.64	9.34	UFS
VIPB Accelerated Income Unit Fund	11.87	11.87	11.75	VIPB
VIPB Growth Fund	10.15	10.15	10.05	VIPB
Credence First Growth Fund	9.56	9.56	9.36	Credence AMCL
Credence First Shariah Unit Fund	10.58	10.58	10.38	Credence AMCL
IDLC Balanced Fund	10.99	10.99	10.99	IDLC AMCL
IDLC Growth Fund	10.96	10.96	10.96	IDLC AMCL
IDLC Asset Management Shariah Fund	11.83	11.83	11.83	IDLC AMCL
Zenith Annual Income Fund	12.46	12.46	12.46	Zenith
EDGE Bangladesh Mutual Fund	11.36	11.36	11.36	EDGE AMCL
EDGE AMC Growth Fund	11.41	11.41	11.41	EDGE AMCL
VANGUARD Asset Management Limited	10.58	10.58	10.28	VAML
CWT Emerging Bangladesh First Growth Fund	12.72	12.72	12.72	CWT AMCL
CWT Sadharan Bima Growth Fund	10.33	10.33	10.33	CWT AMCL
EBL AML 1st Unit Fund	10.33	10.33	10.33	EBLAML
Ekush First Unit Fund	11.76	11.76	11.76	EKUSHWML

Disclaimer: This document has been prepared by EBL Securities Ltd. (EBLSL) for information only of its clients on the basis of the publicly available information in the market and own research. This document has been prepared for information purpose only and does not solicit any action based on the material contained herein and should not be construed as an offer or solicitation to buy or sell or subscribe to any security. Neither EBLSL nor any of its directors, shareholders, member of the management or employee represents or warrants expressly or impliedly that the information or data of the sources used in the documents are genuine, accurate, complete, authentic and correct. However all reasonable care has been taken to ensure the accuracy of the contents of this document. EBLSL will not take any responsibility for any decisions made by investors based on the information herein.