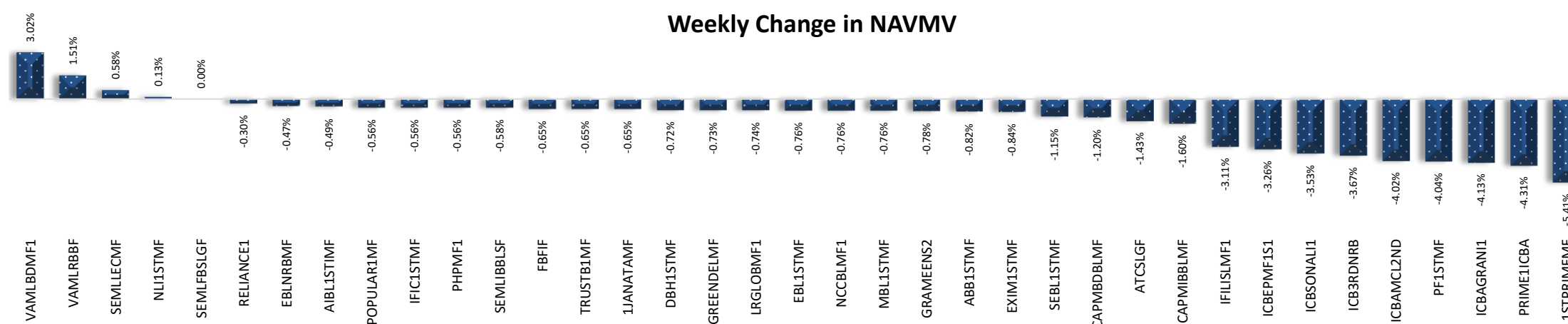
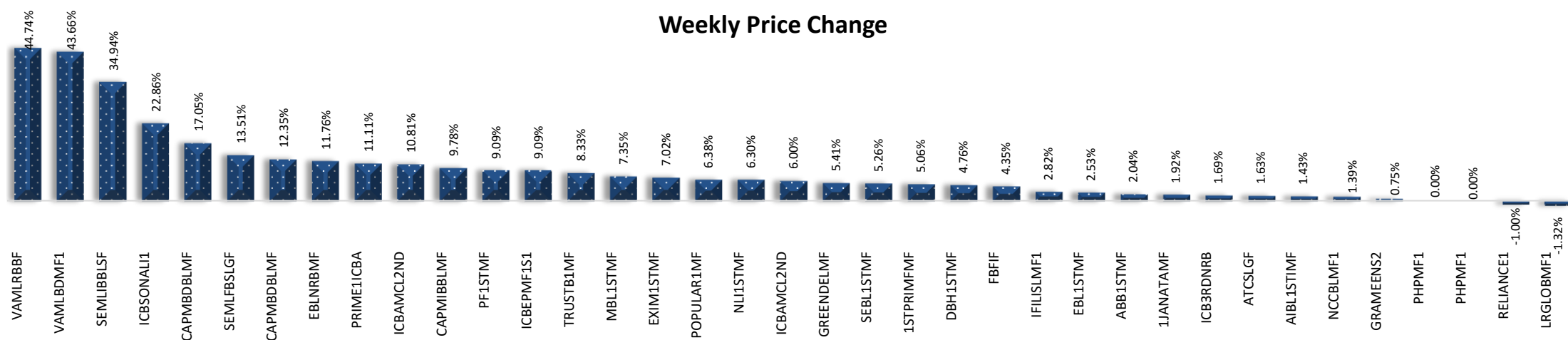


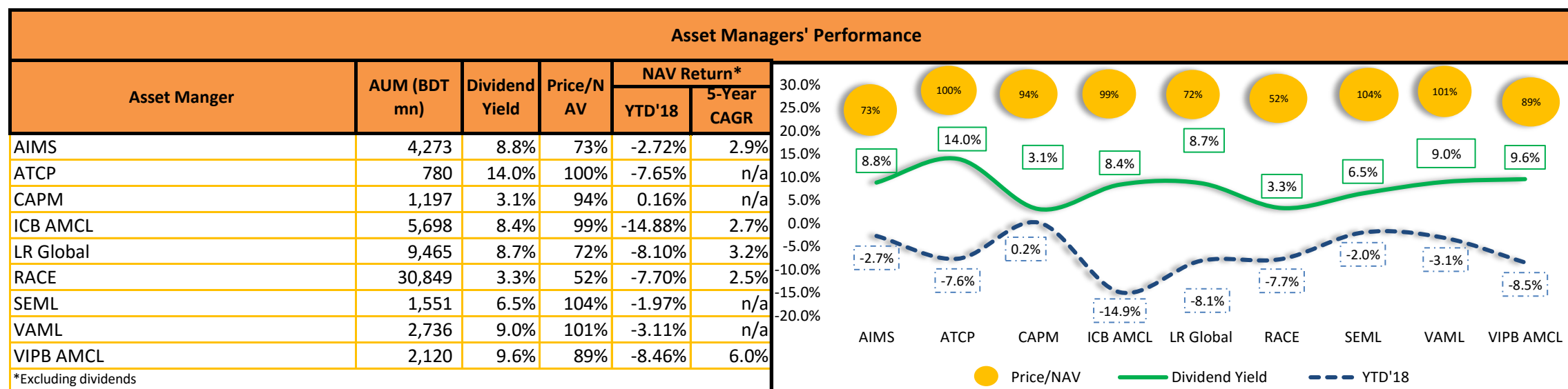
WEEKLY MUTUAL FUND UPDATE

Sunday, July 21, 2019

Company Name	Year End	Price	NAVMV	Price/NAV	EPU	Dividend			Dividend Yield	Weekly Volume	Weekly Turnover	Year of Redemption*
						2017	2018	2019				
AIMS of Bangladesh Ltd.												
GRAMEENS2	June	13.4	19.02	70%	0.77	11%C, 4%	12%C		7.27%	1,539,362	81.12	2-Sep-23
RELIANCE1	June	9.9	13.28	75%	0.57	10%C	11%C		10.38%	4,804,530	141.48	7-Jul-21
Asian Tiger Capital Partners (BD) Ltd.												
ATCSLGF	June	12.5	12.44	100%	1.23	15.5%C	12%C		13.96%	17,919,927	561.97	30-Mar-25
Capital & Asset Portfolio Management												
CAPMBDBLMF	June	9.1	9.92	92%	0.44	2%C	7%C		8.97%	1,908,467	30.04	12-Jan-27
CAPMIBBLMF	June	10.1	10.46	97%	1.04		No Dividend			6,526,956	150.08	5-Mar-28
ICB Asset Management Company Ltd.												
1STPRIMFMF	December	16.6	10.31	161%	0.96	8.5%C	8.5%C		5.63%	5,453,627	159.60	14-Mar-29
ICB3RDNRB	June	6.0	7.09	85%	0.43	5%C	5%C		8.33%	986,365	12.12	24-May-20
ICBAGRANI1	June	8.4	9.05	93%	0.53		5.5%C		7.24%	688,834	11.49	8-Oct-27
ICBAMCL2ND	June	8.2	8.35	98%	0.53	6%C	6%C		8.00%	566,751	18.13	28-Oct-19
ICBEPMF1S1	June	6.0	7.13	84%	0.40	6%C	5.5%C		8.33%	1,658,634	22.95	18-Jan-20
ICBSONALI1	June	8.6	8.75	98%	0.63	7.5%C	7%C		8.43%	348,525	4.45	12-Jun-23
IFILISLMF1	June	7.3	8.11	90%	0.49	9%C	9%C		11.54%	281,217	10.03	22-Nov-20
PF1STMF	June	7.2	7.60	95%	0.56	5%C	5%C		7.69%	4,446,990	91.26	9-May-20
PRIME1ICBA	June	7.0	8.00	88%	0.61	7%C	7%C		10.14%	419,303	5.69	2-Feb-20
LR Global Bangladesh Asset Management Co. Ltd.												
AIBL1STMF	March	7.1	10.1	70%	0.79	7%C	8%C	8%C	9.41%	235,057	9.13	10-Jan-21
DBH1STMF	June	8.8	10.97	80%	0.83	5%C	9%C		5.26%	678,827	18.93	7-Feb-20
GREENDELMF	June	7.8	10.9	72%	0.63	5%C	9%C		10.34%	370,234	10.44	28-Sep-20
LRGLOBMF1	September	7.5	10.7	70%	0.36	7.8%C	5.50%		7.05%	3,563,747	47.11	19-Sep-21
MBL1STMF	March	7.3	10.43	70%	0.83	8%C	8%C	8%C	8.89%	342,489	14.31	8-Feb-21
NCCBLMF1	December	7.3	10.43	70%	0.52	10%C	6%C		11.24%	276,387	11.22	24-May-22
RACE Management PCL												
1JANATAMF	June	5.3	10.68	50%	0.57	2%C, 10%	2%C, 6%		3.23%	9,489,508	118.25	20-Sep-20
ABB1STMF	June	5.0	10.86	46%	0.40	3%C, 10%	2%C, 8%		3.33%	7,441,231	108.73	29-Jan-22
EBL1STMF	June	8.1	10.5	77%	0.53	2%C, 10%	2%C, 8%		2.67%	1,081,565	15.70	19-Aug-19
EBLNRBMF	June	5.7	10.63	54%	0.33	2%C, 10%	2%C, 7%		2.82%	2,342,426	16.33	23-May-21
EXIM1STMF	June	6.1	10.6	58%	0.53	2%C, 10%	2%C, 9%		2.99%	1,517,156	36.80	16-Jul-23
FBFIF	June	4.8	10.77	45%	0.23	2%C, 10%	2%C, 7%		3.70%	4,899,605	75.57	19-Mar-22
IFIC1STMF	June	5.2	10.61	49%	0.60	2%C, 10%	2%C, 5%		3.51%	3,248,026	47.71	1-Apr-20
PHPMF1	June	5.2	10.57	49%	0.52	2.5%C, 10%	3%C, 6%		4.84%	7,840,859	143.81	29-Nov-20
POPULAR1MF	June	5.0	10.7	47%	0.59	3.5%C, 10%	2%C, 5.5%		2.82%	6,398,505	69.12	19-Oct-20
TRUSTB1MF	June	5.3	10.76	49%	0.49	2%C, 10%	2%C, 8%		3.28%	7,036,267	108.63	27-Jan-20
Strategic Equity Management Ltd.												
SEMLFBSLGF	June	30.5	10.63	287%	0.04					262,475	5.71	4-Nov-28
SEMLIBBLSF	June	11.2	10.31	109%	0.93	2.5%C	4%C		4.65%	2,268,110	22.11	11-Feb-27
SEMLLECMF	June	10.3	10.41	99%	1.08	10%C	7%C		8.33%	8,599,344	51.63	14-Jan-26
Vanguard Asset Management Ltd.												
VAMLBDMF1	September	10.2	10.90	94%	1.51	10%C	5%C		6.17%	947,116	2.90	17-Jan-26
VAMLRBBF	December	11.0	10.07	109%		12%C	5%C		11.76%	1,324,764	2.54	15-Nov-26
VIPB Asset Management Co. Ltd.												
NLI1STMF	June	13.5	14.97	90%	1.28	15%C	14%C		9.72%	3,515,433	162.28	27-Feb-22
SEBL1STMF	June	12.0	13.79	87%	1.19	13.5%C	13%C		9.42%	603,649	20.43	23-May-21

* Funds' tenure can be extended by 10 years under the condition that total tenure cannot exceed 20 years since inception and mutual funds will have the freedom to either terminate or convert to open end fund following its redemption.





Open end Funds Information & Statistics

Name	NAV/Unit	Sale Price/Unit	Repurchase Price/Unit	Fund Manager
MTB Unit Fund	8.73	8.73	8.73	Alliance
Alliance Shandhani Life Unit Fund	9.72	9.72	9.72	Alliance
ATC Shariah Unit Fund	9.91	9.91	9.86	AT Capital
CAPM Unit Fund	101.97	101.97	100.47	CAPM
ICB AMCL Unit Fund	208.15	227.00	222.00	ICB AMCL
ICB AMCL Pension Holders' Unit Fund	193.59	195.00	190.00	ICB AMCL
Bangladesh Fund	88.15	98.00	95.00	ICB AMCL
ICB AMCL Converted First Unit Fund	9.48	10.30	10.00	ICB AMCL
ICB AMCL Islamic Unit Fund	9.02	10.10	9.80	ICB AMCL
ICB AMCL Second NRB Unit Fund	10.09	10.10	9.80	ICB AMCL
First ICB Unit Fund	8.79	10.00	9.70	ICB AMCL
Second ICB Unit Fund	9.64	11.00	10.70	ICB AMCL
Third ICB Unit Fund	10.16	11.30	11.00	ICB AMCL
Fourth ICB Unit Fund	9.67	10.90	10.60	ICB AMCL
Fifth ICB Unit Fund	10.11	11.10	10.80	ICB AMCL
Sixth ICB Unit Fund	10.77	11.90	11.60	ICB AMCL
Seventh ICB Unit Fund	10.52	11.90	11.60	ICB AMCL
Eighth ICB Unit Fund	9.85	11.00	10.70	ICB AMCL
HFAML UNIT FUND	9.03	9.03	8.73	HFAML
HFAML- ACME Employees Unit Fund	10.15	10.15	9.85	HFAML
ICL Balanced Fund	10.11	10.11	10.11	Impress
BCB ICL Growth Fund	9.60	9.60	9.60	Impress
LankaBangla 1st Balanced Unit Fund	10.39	10.39	10.39	LankaBangla
LankaBangla Al-Arafah Shariah Unit Fu	9.26	9.26	9.26	LankaBangla
NAM IBBL Islamic Unit Fund	9.07	9.07	8.87	NAML
Rupali Life Insurance First Mutual Fun	9.74	9.70	9.50	Prime Finance
Prime Financial First Unit Fund	99.53	99.00	97.00	Prime Finance
Prime Finance Second Mutual Fund	9.67	9.60	9.40	Prime Finance
Peninsula AMCL BDBL Unit Fund One	10.51	10.51	10.31	Peninsula
Peninsula Sadharan Bima Corporation	8.86	8.86	8.56	Peninsula
Shanta First Income Unit Fund	10.35	10.35	10.35	Shanta AMCL
UFS-Popular Life Unit Fund	10.63	10.29	9.99	UFS
UFS-Pragati Life Unit Fund	10.16	10.16	9.86	UFS
UFS-Bank Asia Unit Fund	10.07	10.07	9.77	UFS
UFS-Padma Life Islamic Unit Fund	9.81	9.81	9.51	UFS
UFS-IBBL Shariah Unit Fund	9.27	9.27	8.97	UFS
VIPB Accelerated Income Unit Fund	12.06	12.06	11.97	VIPB
VIPB Growth Fund	9.88	9.88	9.81	VIPB
Credence First Growth Fund	10.13	10.16	9.96	Credence AMCL
Credence First Shariah Unit Fund	10.07	10.24	10.04	Credence AMCL
IDLC Balanced Fund	9.82	9.82	9.82	IDLC AMCL
IDLC Growth Fund	9.80	9.80	9.80	IDLC AMCL
Zenith Annual Income Fund	11.23	11.23	11.23	Zenith
EDGE Bangladesh Mutual Fund	10.51	10.51	10.51	EDGE AMCL

Disclaimer: This document has been prepared by EBL Securities Ltd. (EBLSL) for information only of its clients on the basis of the publicly available information in the market and own research. This document has been prepared for information purpose only and does not solicit any action based on the material contained herein and should not be construed as an offer or solicitation to buy or sell or subscribe to any security. Neither EBLSL nor any of its directors, shareholders, member of the management or employee represents or warrants expressly or impliedly that the information or data of the sources used in the documents are genuine, accurate, complete, authentic and correct. However all reasonable care has been taken to ensure the accuracy of the contents of this document. EBLSL will not take any responsibility for any decisions made by investors based on the information herein.