

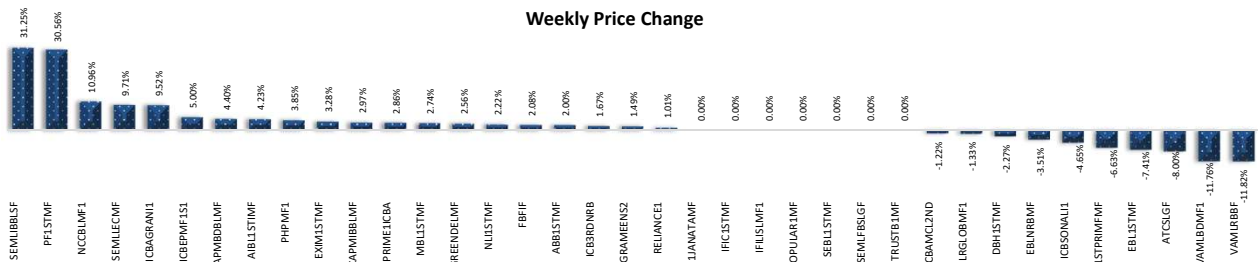
WEEKLY MUTUAL FUND UPDATE

Sunday, July 28, 2019

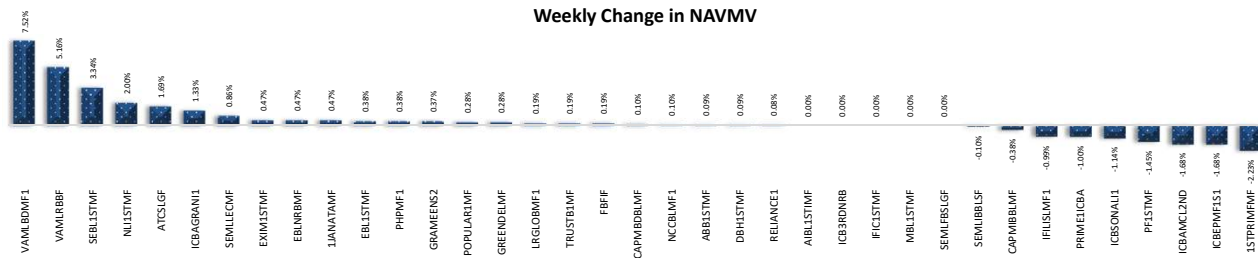
Company Name	Year End	Price	NAVMV	Price/NAV	EPU	Dividend			Dividend Yield	Weekly Volume	Weekly Turnover	Year of Redemption*
						2017	2018	2019				
AIMS of Bangladesh Ltd.												
GRAMENS2	June	13.6	19.09	71%	0.77	11% C, 4%	12% C		7.27%	1,914,210	26.77	2-Sep-23
RELIANCE1	June	10.0	13.29	75%	0.57	10% C	11% C		10.38%	7,603,242	78.55	7-Jul-21
Asian Tiger Capital Partners (BD) Ltd.												
ATCSLGF	June	11.5	12.65	91%	1.23	15.5% C	12% C		13.96%	19,942,020	252.89	30-Mar-25
Capital & Asset Portfolio Management												
CAPMBDBLMF	June	9.5	9.93	96%	0.44	2% C	7% C		8.97%	3,622,905	36.15	12-Jan-27
CAPMIBLMF	June	10.4	10.42	100%	1.04		No Dividend			13,305,719	142.93	5-Mar-28
ICB Asset Management Company Ltd.												
1STPRIMFMF	December	15.5	10.08	154%	0.96	8.5% C	8.5% C		5.63%	4,421,237	74.38	14-Mar-29
ICB3RDNRB	June	6.1	7.09	86%	0.43	5% C	5% C		8.33%	3,876,060	24.93	24-May-20
ICBAGRANI1	June	9.2	9.17	100%	0.53		5.5% C		7.24%	16,575,631	154.22	8-Oct-27
ICBAMCL2ND	June	8.1	8.21	99%	0.53	6% C	6% C		8.00%	5,628,422	49.29	28-Oct-19
ICBEPMF1S1	June	6.3	7.01	90%	0.40	6% C	5.5% C		8.33%	5,988,625	39.29	18-Jan-20
ICBSONALI1	June	8.2	8.65	95%	0.63	7.5% C	7% C		8.43%	5,964,178	53.79	12-Jun-23
IFILISLMF1	June	7.3	8.03	91%	0.49	9% C	9% C		11.54%	1,416,944	10.69	22-Nov-20
PF1STMF	June	9.4	7.49	126%	0.56	5% C	5% C		7.69%	15,546,662	134.47	9-May-20
PRIME1CBA	June	7.2	7.92	91%	0.61	7% C	7% C		10.14%	7,446,541	58.50	2-Feb-20
LR Global Bangladesh Asset Management Co. Ltd.												
AIBL1STMF	March	7.4	10.1	73%	0.16	7% C	8% C	8% C	9.41%	760,283	5.91	10-Jan-21
DBH1STMF	June	8.6	10.98	78%	0.83	5% C	9% C		5.26%	1,901,585	17.65	7-Feb-20
GREENDELMF	June	8.0	10.93	73%	0.63	5% C	9% C		10.34%	5,585,151	47.21	28-Sep-20
LRGLOBMF1	September	7.4	10.72	69%	0.05	7.8% C	5.50% C		7.05%	10,444,958	81.62	19-Sep-21
MBL1STMF	March	7.5	10.43	72%		8% C	8% C	8% C	8.89%	4,037,083	31.28	8-Feb-21
NCCBLMF1	December	8.1	10.44	78%		10% C	6% C		11.24%	1,482,495	11.61	24-May-22
RACE Management PCL												
1JANATAMF	June	5.3	10.73	49%	0.57	2% C, 10%	2% C, 6%		3.23%	9,799,259	53.88	20-Sep-20
ABB1STMF	June	5.1	10.87	47%	0.40	3% C, 10%	2% C, 8%		3.33%	9,568,329	50.23	29-Jan-22
EBL1STMF	June	7.5	10.54	71%	0.53	2% C, 10%	2% C, 8%		2.67%	1,239,116	9.75	19-Aug-19
EBLNRBMF	June	5.5	10.68	51%	0.33	2% C, 10%	2% C, 7%		2.82%	1,623,397	9.54	23-May-21
EXIM1STMF	June	6.3	10.65	59%	0.53	2% C, 10%	2% C, 9%		2.99%	5,699,486	37.23	16-Jul-23
FBFIF	June	4.9	10.79	45%	0.23	2% C, 10%	2% C, 7%		3.70%	10,820,291	54.54	19-Mar-22
IFIC1STMF	June	5.2	10.61	49%	0.60	2% C, 10%	2% C, 5%		3.51%	4,713,623	25.02	1-Apr-20
PHPMF1	June	5.4	10.61	51%	0.52	2.5% C, 10%	3% C, 6%		4.84%	13,697,095	76.34	29-Nov-20
POPULAR1MF	June	5.0	10.73	47%	0.59	3.5% C, 10%	2% C, 5.5%		2.82%	6,868,797	35.52	19-Oct-20
TRUSTB1MF	June	5.3	10.78	49%	0.49	2% C, 10%	2% C, 8%		3.28%	9,277,550	50.91	27-Jan-20
Strategic Equity Management Ltd.												
SEMLFBSLGF	June	40.0	10.63	376%	0.04					116,800	4.67	4-Nov-28
SEMLIBLSF	June	14.7	10.3	143%	0.93	2.5% C	4% C		4.65%	785,070	9.65	11-Feb-27
SEMLLECMF	June	11.3	10.5	108%	1.08	10% C	7% C		8.33%	14,390,729	157.80	14-Jan-26
Vanguard Asset Management Ltd.												
VAMLBDMF1	September	9.0	11.72	77%	0.43	10% C	5% C		6.17%	5,031,218	50.39	17-Jan-26
VAMLRBBF	December	9.7	10.59	92%		12% C	5% C		11.76%	8,583,535	93.67	15-Nov-26
VIPB Asset Management Co. Ltd.												
NLI1STMF	June	13.8	15.27	90%	1.28	15% C	14% C		9.72%	10,143,830	144.30	27-Feb-22
SEBL1STMF	June	12.0	14.25	84%	1.19	13.5% C	13% C		9.42%	2,524,173	31.10	23-May-21

* Funds' tenure can be extended by 10 years under the condition that total tenure cannot exceed 20 years since inception and mutual funds will have the freedom to either terminate or convert to open end fund following its redemption.

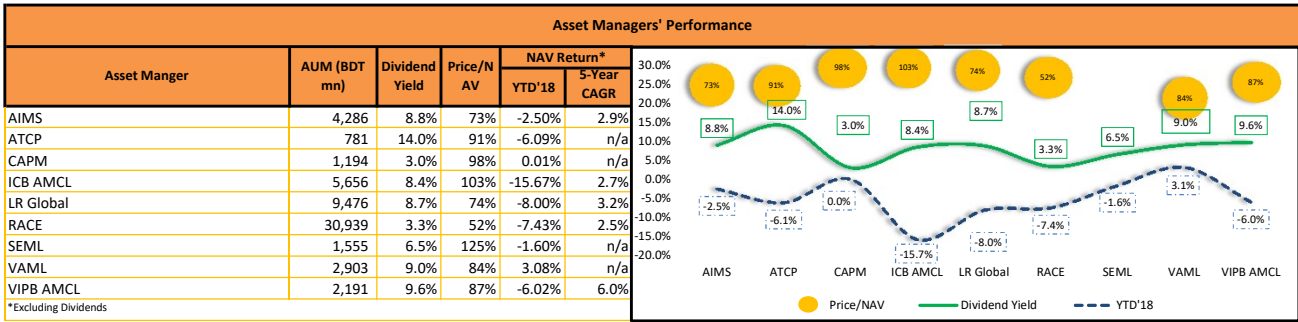
Weekly Price Change



Weekly Change in NAVMV



WEEKLY MUTUAL FUND UPDATE (CONT.D)



Open end Funds Information & Statistics				
Name	NAV/Unit	Sale Price/Unit	Repurchase Price/Unit	Fund Manager
MTB Unit Fund	8.75	8.75	8.75	Alliance
Alliance Shandhani Life Unit Fund	9.76	9.76	9.76	Alliance
ATC Shariah Unit Fund	9.93	9.93	9.88	AT Capital
CAPM Unit Fund	100.90	100.90	99.40	CAPM
ICB AMCL Unit Fund	208.15	227.00	222.00	ICB AMCL
ICB AMCL Pension Holders' Unit Fund	193.59	195.00	190.00	ICB AMCL
Bangladesh Fund	88.15	98.00	95.00	ICB AMCL
ICB AMCL Converted First Unit Fund	9.48	10.30	10.00	ICB AMCL
ICB AMCL Islamic Unit Fund	9.02	10.10	9.80	ICB AMCL
ICB AMCL Second NRB Unit Fund	9.99	10.10	9.80	ICB AMCL
First ICB Unit Fund	8.72	10.00	9.70	ICB AMCL
Second ICB Unit Fund	9.57	11.00	10.70	ICB AMCL
Third ICB Unit Fund	10.02	11.30	11.00	ICB AMCL
Fourth ICB Unit Fund	9.60	10.90	10.60	ICB AMCL
Fifth ICB Unit Fund	10.03	11.10	10.80	ICB AMCL
Sixth ICB Unit Fund	10.60	11.90	11.60	ICB AMCL
Seventh ICB Unit Fund	10.38	11.90	11.60	ICB AMCL
Eighth ICB Unit Fund	9.80	11.00	10.70	ICB AMCL
HFAML UNIT FUND	9.03	9.03	8.73	HFAML
HFAML- ACME Employees Unit Fund	10.14	10.14	9.84	HFAML
ICL Balanced Fund	10.14	10.14	10.14	Impress
BCB ICL Growth Fund	9.67	9.67	9.67	Impress
LankaBangla 1st Balanced Unit Fund	10.37	10.37	10.37	LankaBangla
LankaBangla Al-Arafah Shariah Unit Fund	9.22	9.22	9.22	LankaBangla
NAM IBBL Islamic Unit Fund	9.07	9.07	8.87	NAM
Rupali Life Insurance First Mutual Fund	9.82	9.80	9.60	Prime Finance
Prime Financial First Unit Fund	100.11	100.00	97.00	Prime Finance
Prime Finance Second Mutual Fund	9.82	9.80	9.60	Prime Finance
Peninsula AMCL BDBL Unit Fund One	10.51	10.51	10.31	Peninsula
Peninsula Sadharan Bima Corporation Unit Fund	8.86	8.86	8.56	Peninsula
Shanta First Income Unit Fund	10.40	10.40	10.40	Shanta AMCL
UFS-Popular Life Unit Fund	10.65	10.26	9.96	UFS
UFS-Pragati Life Unit Fund	10.17	10.17	9.87	UFS
UFS-Bank Asia Unit Fund	10.05	10.05	9.75	UFS
UFS-Padma Life Islamic Unit Fund	9.80	9.80	9.50	UFS
UFS-IBBL Shariah Unit Fund	9.29	9.29	8.99	UFS
VIPB Accelerated Income Unit Fund	12.47	12.47	12.37	VIPB
VIPB Growth Fund	10.20	10.20	10.12	VIPB
Credence First Growth Fund	10.13	10.16	9.96	Credence AMCL
Credence First Shariah Unit Fund	10.07	10.24	10.04	Credence AMCL
IDLC Balanced Fund	9.85	9.85	9.85	IDLC AMCL
IDLC Growth Fund	9.84	9.84	9.84	IDLC AMCL
Zenith Annual Income Fund	10.81	10.81	10.81	Zenith
EDGE Bangladesh Mutual Fund	10.63	10.63	10.63	EDGE AMCL

Disclaimer: This document has been prepared by EBL Securities Ltd. (EBLSL) for information only of its clients on the basis of the publicly available information in the market and own research. This document has been prepared for information purpose only and does not solicit any action based on the material contained herein and should not be construed as an offer or solicitation to buy or sell or subscribe to any security. Neither EBLSL nor any of its directors, shareholders, member of the management or employee represents or warrants expressly or impliedly that the information or data of the sources used in the documents are genuine, accurate, complete, authentic and correct. However all reasonable care has been taken to ensure the accuracy of the contents of this document. EBLSL will not take any responsibility for any decisions made by investors based on the information herein.