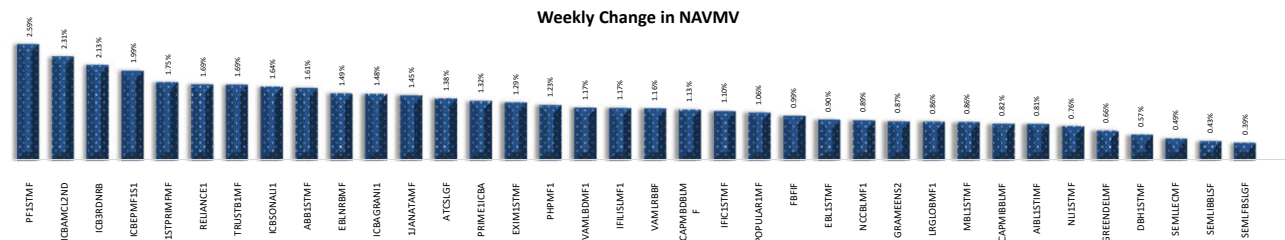
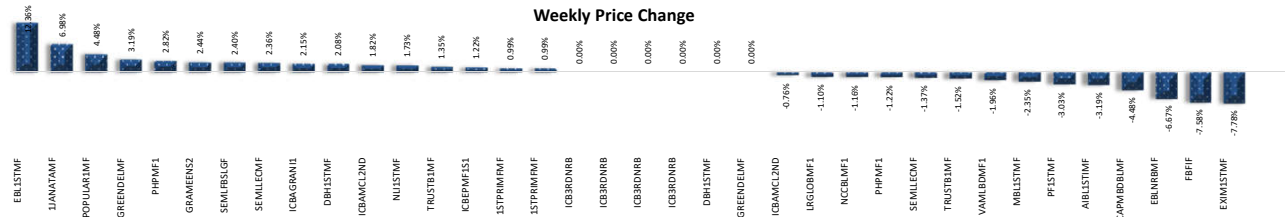


WEEKLY MUTUAL FUND UPDATE

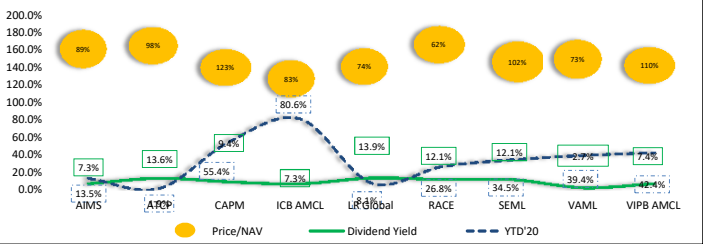
Sunday, August 29, 2021

Company Name	Year End	Price	NAVMV	Price/ NAV	EPU	Dividend				Dividend Yield	Weekly Volume	Weekly Turnover (in BDT mn)	Year of Redemption*
						2018	2019	2020	2021				
AIMS of Bangladesh Ltd.													
GRAMEENS2	June	21.0	22.07	95%	5.21	12%C	9%C	7%C		6.31%	21,550,856	455.07	2-Sep-23
RELIANCE1	June	13.0	15.65	83%	4.06	11%C	10%C	No Dividend	10.5%C	8.20%	1,651,331	21.67	7-Jul-21
Asian Tiger Capital Partners (BD) Ltd.													
ATCSLGF	June	13.0	13.20	98%	1.93	12%C	7.5%C	No Dividend	15.0%C	13.64%	7,633,264	101.62	30-Mar-25
Capital & Asset Portfolio Management													
CAPMBDBLMF	June	12.8	13.46	95%	2.41	7%C	5%C	No Dividend	13.0%C	12.38%	4,994,780	66.21	12-Jan-27
CAPMIBBLMF	June	20.5	13.51	152%	1.89	No Dividend	8%C	No Dividend	13.5%C	6.37%	1,203,918	24.69	5-Mar-28
ICB Asset Management Company Ltd.													
1STPRIMFMF	December	20.5	16.32	126%	0.98	8.5%C	7%C	8%C		4.73%	3,007,363	62.37	14-Mar-29
ICB3RDNRB	June	7.7	10.57	73%	0.52	5%C	4%C	5%C	7.0%C	10.00%	4,068,072	31.63	24-May-20
ICBAGRANI1	June	9.5	12.32	77%	0.68	5.5%C	5%C	5%C	7.0%C	7.78%	1,627,058	15.33	8-Oct-27
ICBAMCL2ND	June	11.2	11.94	94%	0.37	6%C	6%C	5%C	8.0%C	6.84%	2,491,229	28.43	28-Oct-19
ICBEPMF1S1	June	8.3	10.74	77%	0.41	5.5%C	4.5%C	5%C	6.0%C	7.23%	6,532,922	56.06	18-Jan-20
ICBSONAL11	June	9.0	11.76	77%	0.53	7%C	6%C	5%C	7.0%C	7.87%	503,073	4.55	12-Jun-23
IFILSLMF1	June	7.0	10.40	67%	0.31	9%C	6%C	4.0%C	5.88%	5.88%	1,941,745	13.82	22-Nov-20
PF1STMF	June	9.6	11.09	87%	0.32	5%C	5%C	5%C	6.0%C	5.56%	2,190,220	21.64	9-May-20
PRIME1ICBA	June	8.1	11.49	70%	0.47	7%C	6%C	5%C	7.5%C	9.62%	2,068,353	16.80	2-Feb-20
LR Global Bangladesh Asset Management Co. Ltd.													
ABL1STMF	March	9.1	11.21	81%	0.34	8%C	8%C	No Dividend	12.25%C	15.31%	2,407,606	22.40	9-Jan-31
DBH1STMF	June	9.8	12.34	79%	2.13	9%C	8%C	No Dividend	12%C	15.00%	8,505,956	89.43	6-Feb-30
GREENDELMF	June	9.7	12.28	79%	2.13	9%C	8%C	No Dividend	12%C	15.00%	19,413,936	185.03	27-Sep-30
LRGLOBMF1	September	8.5	12.93	66%	1.93	5.50%	4%	No Dividend	-	-	8,096,502	69.66	18-Sep-31
MBL1STMF	March	8.3	11.78	70%	0.41	8%C	8%C	No Dividend	11.5%C	15.97%	5,061,503	43.02	7-Feb-31
NCCBLMF1	December	8.6	12.46	69%	0.81	6%C	No Dividend	7.25%C		8.15%	1,674,175	14.49	23-May-32
RACE Management PCL													
1JANATAMF	June	9.2	12.6	73%	2.54	2%C, 6%	3%C	No Dividend	13%C	18.57%	37,997,874	346.65	19-Sep-30
ABB1STMF	June	7.2	12.59	57%	2.61	2%C, 8%	3%C	No Dividend	8%	11.94%	17,425,584	128.46	10-Jan-32
EBL1STMF	June	10.0	12.29	81%	2.61	2%C, 8%	3%C	No Dividend	13%C	15.66%	13,086,073	126.72	18-Aug-29
EBLNRMFMF	June	7.0	12.95	54%	1.92	2%C, 7%	3%C	No Dividend	6%	8.57%	22,389,176	167.05	15-May-31
EXIM1STMF	June	8.3	12.56	66%	2.00	2%C, 9%	3.5%C	No Dividend	7.5%C	9.49%	13,472,779	142.05	26-Jun-33
FBFIF	June	6.1	12.22	50%	1.93	2%C, 7%	3%C	No Dividend	4%	6.56%	56,640,988	369.47	21-Feb-32
IFIC1STMF	June	7.1	11.94	59%	2.32	2%C, 5%	3%C	No Dividend	7.5%C	11.19%	8,860,510	63.39	31-Mar-30
PHPMF1	June	7.3	12.35	59%	2.40	3%C, 6%	3%C	No Dividend	8.5%C	12.69%	17,711,948	128.62	24-Nov-30
POPULAR1MF	June	7.0	12.39	56%	2.08	2%C, 5.5%	3%C	No Dividend	8.5%C	13.49%	18,547,080	129.20	18-Oct-30
TRUSTB1MF	June	7.5	12.65	59%	2.24	2%C, 8%	3.5%C	No Dividend	9%	13.04%	20,469,540	155.40	26-Jan-30
Strategic Equity Management Ltd.													
SEMLFBSLGF	June	12.8	12.83	100%	1.87		5%C	2.5%C	15%	15.00%	6,572,989	82.48	4-Nov-28
SEMILBLSF	June	11.8	11.76	100%	2.35	4%C	5%C	No Dividend	10%	8.13%	3,316,352	39.05	11-Feb-27
SEMILLECFM	June	13.0	12.4	105%	2.84	7%C	5%C	No Dividend	15%	13.04%	5,797,837	74.62	14-Jan-26
Vanguard Asset Management Ltd.													
VAMLBDMF1	September	10.0	13.80	72%	2.24	5%C	No Dividend	3%		3.85%	3,014,632	30.76	17-Jan-26
VAMLRBBF	December	9.0	12.20	74%	2.50	5%C	No Dividend	1.6%		1.59%	979,315	9.07	15-Nov-26
VIIP Asset Management Co. Ltd.													
NL1STMF	June	17.6	15.98	110%	3.14	14%C	13%C	5%	17.5%C	11.59%	7,764,280	137.70	27-Feb-22

* Funds' tenure can be extended by 10 years under the condition that total tenure cannot exceed 20 years since inception and mutual funds will have the freedom to either terminate or convert to open end fund following its redemption.



Asset Managers' Performance					
Asset Manger	AUM (BDT mn)	Dividend Yield	Price/NAV	NAV Return*	
				YTD'20	5-Year CAGR
AIMS	4,973	7.3%	89%	13.45%	2.4%
ATCP	816	13.6%	98%	1.93%	n/a
CAPM	1,578	9.4%	123%	55.35%	n/a
ICB AMCL	8,025	7.3%	83%	80.55%	-6.3%
LR Global	10,996	13.9%	74%	8.08%	1.5%
RACE	35,832	12.1%	62%	26.80%	-1.3%
SEML	2,732	12.1%	102%	34.51%	n/a
VAML	3,377	2.7%	73%	39.36%	n/a
VIPB AMCL	804	7.4%	110%	42.42%	-2.9%



*Excluding Dividends

Open end Funds Information & Statistics					
Name	NAV/Unit	Sale Price/Unit	Repurchase Price/Unit	Fund Manager	
MTB Unit Fund	11.47	10.20	9.75	Alliance Capital Asset Management Ltd.	
Alliance Shandhani Life Unit Fund	10.73	9.60	9.13	Alliance Capital Asset Management Ltd.	
ATC Shariah Unit Fund	11.43	11.43	11.38	Asian Tiger Capital Partners	
AAML Unit Fund	16.43	16.43	16.43	Assurance Asset Management Ltd	
CandleStone Rupali Bank Growth Fund	10.03	10.03	10.03	CandleStone Investments Partner Limited	
CAPM Unit Fund	124.67	124.67	124.27	Capital & Asset Portfolio Management	
CAPITEC PADMA P.F. SHARIAH UNIT FUND	11.03	11.03	10.59	Capittec Asset Management Limited	
CAPITEC POPULAR LIFE UNIT FUND	12.20	12.20	11.71	Capittec Asset Management Limited	
CAPITEC-IBBL SHARIAH UNIT FUND	10.84	10.84	10.41	Capittec Asset Management Limited	
CONSTELLATION UNIT FUNDS	11.42	11.42	11.42	Constellation AMC Ltd.	
Credence First Growth Fund	12.10	12.10	11.90	Credence Asset Management Ltd.	
Credence First Shariah Unit Fund	13.31	13.31	13.11	Credence Asset Management Ltd.	
CWT Emerging Bangladesh First Growth Fund	17.29	-	-	CWT Asset Management Company Ltd.	
CWT Opportunities Fund	10.59	10.59	10.59	CWT Asset Management Company Ltd.	
CWT Sadharan Bima Growth Fund	14.19	14.19	14.19	CWT Asset Management Company Ltd.	
EBL AML 1st Unit Fund	10.93	10.93	10.93	EBL Asset Management Ltd.	
EDGE Bangladesh Mutual Fund	13.84	13.84	13.84	EDGE Asset Management Ltd.	
EDGE AMC Growth Fund	13.94	13.94	13.94	EDGE Asset Management Ltd.	
Ekush First Unit Fund	14.60	14.60	14.60	Ekush Wealth Management Limited	
HFAML- ACME Employees Unit Fund	13.71	13.71	13.41	HF Asset Management Ltd.	
HFAML UNIT FUND	11.60	11.60	11.30	HF Asset Management Ltd.	
ICB AMCL Unit Fund	253.86	206.00	201.00	ICB Asset Management Company Ltd.	
ICB AMCL Pension Holders' Unit Fund Bangladesh Fund	238.50	208.00	203.00	ICB Asset Management Company Ltd.	
ICB AMCL Converted First Unit Fund	102.71	91.00	88.00	ICB Asset Management Company Ltd.	
ICB AMCL Islamic Unit Fund	10.76	9.50	9.20	ICB Asset Management Company Ltd.	
First ICB Unit Fund	10.55	9.00	8.70	ICB Asset Management Company Ltd.	
Second ICB Unit Fund	11.09	9.50	9.20	ICB Asset Management Company Ltd.	
Third ICB Unit Fund	13.41	11.40	11.10	ICB Asset Management Company Ltd.	
Fourth ICB Unit Fund	13.44	11.50	11.20	ICB Asset Management Company Ltd.	
Fifth ICB Unit Fund	12.53	10.70	10.40	ICB Asset Management Company Ltd.	
Sixth ICB Unit Fund	12.30	10.50	10.20	ICB Asset Management Company Ltd.	
Seventh ICB Unit Fund	12.87	11.00	10.70	ICB Asset Management Company Ltd.	
Eighth ICB Unit Fund	13.24	11.30	11.00	ICB Asset Management Company Ltd.	
ICB AMCL Second NRB Unit Fund	12.45	10.70	10.40	ICB Asset Management Company Ltd.	
ICB AMCL Shotoborsho Unit Fund	12.83	11.00	10.70	ICB Asset Management Company Ltd.	
IDLC Balanced Fund	11.39	10.00	9.70	ICB Asset Management Company Ltd.	
IDLC Growth Fund	12.19	12.19	12.19	IDLC Asset Management Ltd.	
IDLC Asset Management Shariah Fund	12.74	12.74	12.74	IDLC Asset Management Ltd.	
IDLC Income fund	11.77	11.77	11.77	IDLC Asset Management Ltd.	
IDLC Income fund	10.11	10.11	10.11	IDLC Asset Management Ltd.	
ICL Balanced Fund	12.24	12.24	12.24	Impress Capital Limited	
BCB ICL Growth Fund	11.93	11.93	11.93	Impress Capital Limited	
Esquire ICL Apparel Fund	13.76	13.76	13.76	Impress Capital Limited	
LankaBangla 1st Balanced Unit Fund	13.65	13.65	13.65	LankaBangla Asset Management Company Ltd.	
LankaBangla Al-Arafah Shariah Unit Fund	10.55	10.55	10.55	LankaBangla Asset Management Company Ltd.	
LB Gratuity Opportunities Fund	11.90	11.90	11.90	LankaBangla Asset Management Company Ltd.	
LB Gratuity Wealth Builder Fund	10.06	10.06	10.06	LankaBangla Asset Management Company Ltd.	
NAM IBBL Islamic Unit Fund	10.51	10.51	10.31	National Asset Management Ltd.	
Peninsula AMCL BDBL Unit Fund One	12.90	12.90	12.70	Peninsula Asset Management Company Ltd.	
Peninsula Sadharan Bima Corporation Unit Fund One	11.10	11.10	10.90	Peninsula Asset Management Company Ltd.	
Peninsula Balanced Fund	13.08	13.08	12.88	Peninsula Asset Management Company Ltd.	
Prime Finance Second Mutual Fund	12.51	12.20	11.90	Prime Finance Asset Management Company Ltd.	
Prime Financial First Unit Fund	125.63	123.00	120.00	Prime Finance Asset Management Company Ltd.	
Rupali Life Insurance First Mutual Fund	10.91	10.70	10.40	Prime Finance Asset Management Company Ltd.	
Shanta Amanah Shariah Fund	13.45	13.45	13.45	Shanta Asset Management Company Ltd.	
Shanta First Income Unit Fund	15.34	15.34	15.34	Shanta Asset Management Company Ltd.	
Shanta Fixed Income Fund	9.99	9.99	9.99	Shanta Asset Management Company Ltd.	
UCB AML First Mutual Fund	11.12	11.12	11.12	UCB Asset Management Limited	
UFS-Popular Life Unit Fund	12.17	12.17	11.87	Universal Financial Solutions Limited	
UFS-Pragati Life Unit Fund	13.74	13.74	13.44	Universal Financial Solutions Limited	
UFS-Padma Life Islamic Unit Fund	11.71	11.71	11.41	Universal Financial Solutions Limited	
UFS-Bank Asia Unit Fund	12.82	12.82	12.52	Universal Financial Solutions Limited	
UFS-IBBL Shariah Unit Fund	11.10	11.10	10.90	Universal Financial Solutions Limited	
VANGUARD AML GROWTH FUND	14.61	14.61	14.31	Vanguard Asset Management Ltd.	
VIPB Accelerated Income Unit Fund	13.38	13.38	13.32	VIPB Asset Management	
VIPB Growth Fund	11.78	11.78	11.72	VIPB Asset Management	
VIPB Balanced Fund	11.93	11.93	11.88	VIPB Asset Management	
Zenith Annual Income Fund	18.92	18.92	18.92	Zenith Investments Limited	

Disclaimer: This document has been prepared by EBL Securities Ltd. (EBLSL) for information only of its clients on the basis of the publicly available information in the market and own research. This document has been prepared for information purpose only and does not solicit any action based on the material contained herein and should not be construed as an offer or solicitation to buy or sell or subscribe to any security. Neither EBL nor any of its directors, shareholders, member of the management or employee represents or warrants expressly or impliedly that the information or data of the sources used in the documents are genuine, accurate, complete, authentic and correct. However all reasonable care has been taken to ensure the accuracy of the contents of this document. EBLSL will not take any responsibility for any decisions made by investors based on the information herein.