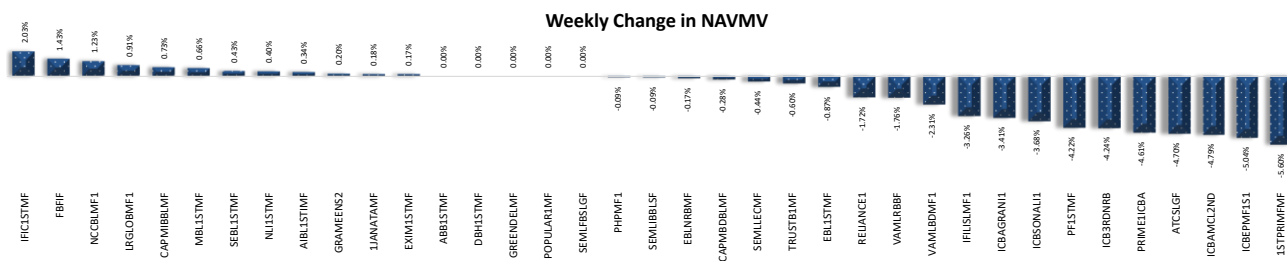
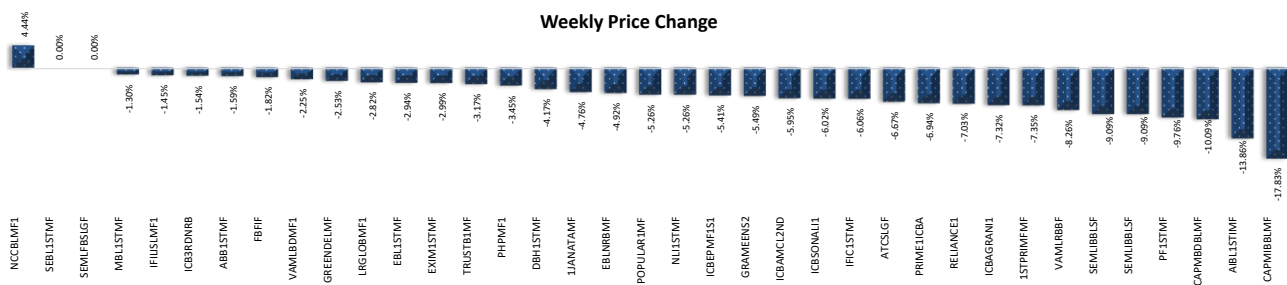


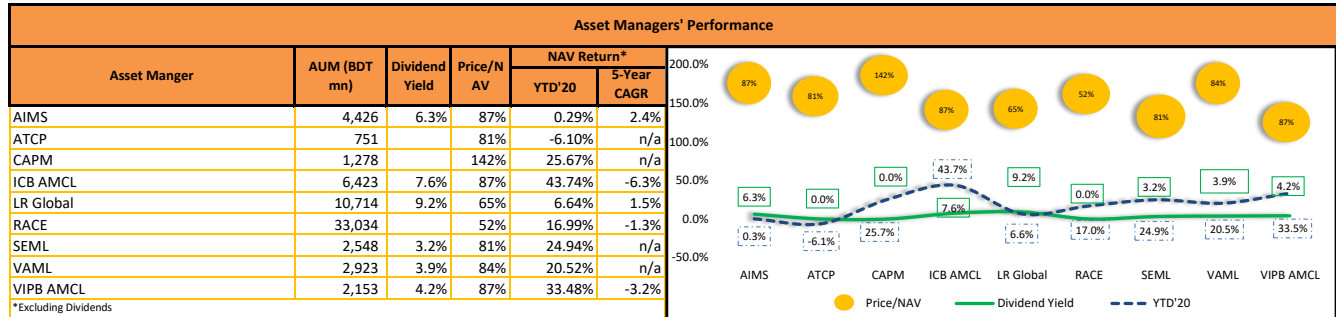
WEEKLY MUTUAL FUND UPDATE

Sunday, January 31, 2021

Company Name	Year End	Price	NAVMV	Price/ NAV	EPU	Dividend			Dividend Yield	Weekly Volume (in million)	Weekly Turnover (in BDT mn)	Year of Redemption*
						2018	2019	2020				
AIMS of Bangladesh Ltd.												
GRAMENS2	June	17.2	19.72	87%	8.04	12% C	9% C	7% C	6.31%	2,036,120	36.22	2-Sep-23
RELIANCE1	June	11.9	13.69	87%	7.00	11% C	10% C	No Dividend	-	424,802	5.27	7-Jul-21
Asian Tiger Capital Partners (BD) Ltd.												
ATCSLGF	June	9.8	12.16	81%	1.56	12% C	7.5% C	No Dividend	-	359,979	3.62	30-Mar-25
Capital & Asset Portfolio Management												
CAPMBDBLMF	June	9.8	10.84	90%	2.16	7% C	5% C	No Dividend	-	421,917	4.24	12-Jan-27
CAPMIBBLMF	June	21.2	10.98	193%	2.04	No Dividend	8% C	No Dividend	-	1,164,205	26.89	5-Mar-28
ICB Asset Management Company Ltd.												
1STPRIMFMF	December	18.9	12.82	147%	0.38	8.5% C	7% C	8.00%	5.69%	180,470	3.51	14-Mar-29
ICB3RDNRB	June	6.4	8.35	77%	0.34	5% C	4% C	5% C	9.43%	282,718	1.85	24-May-20
ICBAGRANI1	June	7.6	10.21	74%	0.50	5.5% C	5% C	5% C	8.06%	379,300	3.01	8-Oct-27
ICBAMCL2ND	June	7.9	9.55	83%	0.30	6% C	6% C	5% C	6.49%	179,438	1.46	28-Oct-19
ICBEPMF1S1	June	7.0	8.29	84%	0.30	5.5% C	4.5% C	5% C	8.06%	19,434	0.14	18-Jan-20
ICBSONALI1	June	7.8	9.42	83%	0.72	7% C	6% C	5% C	6.58%	34,110	0.28	12-Jun-23
IFILISLMF1	June	6.8	8.61	79%	0.14	9% C	6% C	4% C	7.14%	103,680	0.72	22-Nov-20
PF1STMF	June	7.4	8.63	86%	0.18	5% C	5% C	5% C	6.49%	208,572	1.68	9-May-20
PRIME1ICBA	June	6.7	9.10	74%	0.68	7% C	6% C	5% C	10.00%	163,475	1.15	2-Feb-20
LR Global Bangladesh Asset Management Co. Ltd.												
ABL1STMF	March	8.7	11.88	73%	-0.62	8% C	8% C	No Dividend	9.41%	349,431	3.14	9-Jan-31
DBH1STMF	June	6.9	11.85	58%	-1.33	9% C	8% C		9.41%	756,057	5.29	6-Feb-30
GREENDELMF	June	7.7	11.66	66%	-1.37	9% C	8% C		10.67%	1,067,869	8.42	27-Sep-30
LRGLOBMF1	September	6.9	12.19	57%	-1.57	5.50% C	4% C		5.33%	183,712	1.30	18-Sep-31
MBL1STMF	March	7.6	12.22	62%	-0.97	8% C	8% C	No Dividend	11.43%	213,399	1.64	7-Feb-31
NCCBLMF1	December	9.4	12.35	76%	-0.07	6% C	No Dividend	7.25%	8.70%	1,556,112	14.73	23-May-32
RACE Management PCL												
1JANATAMF	June	6.0	11.42	53%	3.23	2% C, 6%	3% C	No Dividend	-	273,791	1.68	19-Sep-30
ABB1STMF	June	6.2	11.58	54%	6.26	2% C, 8%	3% C	No Dividend	-	1,819,946	11.30	10-Jan-32
EBL1STMF	June	6.6	11.38	58%	3.24	2% C, 8%	3% C	No Dividend	-	82,567	0.55	18-Aug-29
EBLNRRBMF	June	5.8	11.57	50%	5.18	2% C, 7%	3% C	No Dividend	-	716,424	4.10	15-May-31
EXIM1STMF	June	6.5	11.54	56%	3.20	2% C, 9%	3.5% C	No Dividend	-	766,319	5.06	26-Jun-33
FBFIF	June	5.4	11.33	48%	3.53	2% C, 7%	3% C	No Dividend	-	606,568	3.21	21-Feb-32
IFIC1STMF	June	6.2	11.54	54%	3.44	2% C, 5%	3% C	No Dividend	-	1,039,024	6.55	31-Mar-30
PHPMF1	June	5.6	11.35	49%	3.34	3% C, 6%	3% C	No Dividend	-	482,884	2.70	24-Nov-30
POPULAR1MF	June	5.4	11.41	47%	3.04	2% C, 5.5%	3% C	No Dividend	-	514,785	2.81	18-Oct-30
TRUSTB1MF	June	6.1	11.69	52%	3.81	2% C, 8%	3.5% C	No Dividend	-	2,338,863	14.52	26-Jan-30
Strategic Equity Management Ltd.												
SEMLFBSLGF	June	8.9	11.97	74%	2.02		5% C	2.5% C	3.21%	193,913	1.75	4-Nov-28
SEMLIBLSF	June	10.0	11.06	90%	3.16	4% C	5% C	No Dividend	-	237,526	2.45	11-Feb-27
SEMLLECMF	June	9.0	11.38	79%	3.40	7% C	5% C	No Dividend	-	262,627	2.43	14-Jan-26
Vanguard Asset Management Ltd.												
VAMLBDMF1	September	8.7	11.85	73%	4.33	5% C	No Dividend	3.00%	3.85%	117,434	1.03	17-Jan-26
VAMLRBBF	December	10.0	10.62	94%	1.32	5% C	No Dividend		-	163,658	1.67	15-Nov-26
VIPB Asset Management Co. Ltd.												
NLI1STMF	June	12.6	14.95	84%	3.97	14% C	13% C	5% C	5.2%	348,354	4.50	27-Feb-22
SEBL1STMF	June	12.5	14.04	89%	3.52	13% C	12% C	3% C	3.23%	703,952	8.71	23-May-21

* Funds' tenure can be extended by 10 years under the condition that total tenure cannot exceed 20 years since inception and mutual funds will have the freedom to either terminate or convert to open end fund following its redemption.





Open end Funds Information & Statistics

Name	NAV/Unit	Sale Price/Unit	Repurchase Price/Unit	Fund Manager
MTB Unit Fund	10.04	9.90	9.45	Alliance
Alliance Shandhani Life Unit Fund	8.42	8.42	8.42	Alliance
ATC Shariah Unit Fund	11.56	11.56	11.51	AT Capital
CAPITEC PADMA P.F. SHARIAH UNIT FUND	10.82	10.82	10.39	Capitec AMC
CAPITEC POPULAR LIFE UNIT FUND	12.28	12.28	11.79	Capitec AMC
CAPM Unit Fund	127.63	127.63	127.23	CAPM
CONSTELLATION UNIT FUNDS	10.71	10.71	10.71	Constellation
Credence First Growth Fund	11.48	11.48	11.28	Credence AMCL
Credence First Shariah Unit Fund	13.10	13.10	12.90	Credence AMCL
CWT Emerging Bangladesh First Growth Fund	13.54	13.54	13.54	CWT AMC Ltd
CWT Sadharan Bima Growth Fund	10.85	10.85	10.85	CWT AMC Ltd
EBL AML 1st Unit Fund	11.42	11.42	11.42	EBL AML
EDGE Bangladesh Mutual Fund	12.96	12.96	12.96	EDGE AMCL
EDGE AMC Growth Fund	13.06	13.06	13.06	EDGE AMCL
Ekush First Unit Fund	13.03	13.03	13.03	EKUSHWML
HFAML- ACME Employees Unit Fund	10.49	10.49	10.19	HFAML
HFAML UNIT FUND	8.84	8.84	8.54	HFAML
ICB AMCL Unit Fund	217.23	194.00	189.00	ICB AMCL
ICB AMCL Pension Holders' Unit Fund	209.62	187.00	182.00	ICB AMCL
Bangladesh Fund	90.01	86.00	83.00	ICB AMCL
ICB AMCL Converted First Unit Fund	9.41	8.80	8.50	ICB AMCL
ICB AMCL Islamic Unit Fund	9.53	8.60	8.30	ICB AMCL
First ICB Unit Fund	8.78	8.60	8.30	ICB AMCL
Second ICB Unit Fund	10.25	9.60	9.30	ICB AMCL
Third ICB Unit Fund	11.07	10.50	10.20	ICB AMCL
Fourth ICB Unit Fund	9.69	9.30	9.00	ICB AMCL
Fifth ICB Unit Fund	9.57	9.20	8.90	ICB AMCL
Sixth ICB Unit Fund	10.74	10.30	10.00	ICB AMCL
Seventh ICB Unit Fund	10.88	10.50	10.20	ICB AMCL
Eighth ICB Unit Fund	9.90	9.60	9.30	ICB AMCL
ICB AMCL Second NRB Unit Fund	10.72	10.20	9.90	ICB AMCL
IDLC Balanced Fund	13.04	13.04	13.04	IDLC AMCL
IDLC Growth Fund	13.43	13.43	13.43	IDLC AMCL
IDLC Asset Management Shariah Fund	12.89	12.89	12.89	IDLC AMCL
ICL Balanced Fund	12.30	12.30	12.30	Impress
BCB ICL Growth Fund	11.66	11.66	11.66	Impress
Esquire ICL Apparel Fund	13.02	13.02	13.02	Impress
LankaBangla 1st Balanced Unit Fund	12.59	12.59	12.59	LankaBangla
LankaBangla Al-Arafah Shariah Unit Fund	10.25	10.25	10.25	LankaBangla
LB Gratuity Opportunities Fund	10.74	10.74	10.74	LankaBangla
NAM IBBL Islamic Unit Fund	10.05	10.05	9.85	NAM
Peninsula AMCL BDBL Unit Fund One	14.63	14.63	14.43	Peninsula
Peninsula Sadharan Bima Corporation Unit Fund One	12.43	12.43	12.23	Peninsula
Peninsula Balanced Fund	14.84	14.84	14.64	Peninsula
Prime Finance Second Mutual Fund	10.83	10.60	10.30	Prime Finance
Prime Financial First Unit Fund	107.01	105.00	102.00	Prime Finance
Rupali Life Insurance First Mutual Fund	10.80	10.60	10.30	Prime Finance
Shanta Amanah Shariah Fund	11.75	11.75	11.75	Shanta AMCL
Shanta First Income Unit Fund	14.28	14.28	14.28	Shanta AMCL
UFS-Popular Life Unit Fund	10.82	10.82	10.52	UFS
UFS-Pragati Life Unit Fund	11.91	11.91	11.61	UFS
UFS-Padma Life Islamic Unit Fund	10.26	10.26	9.96	UFS
UFS-Bank Asia Unit Fund	10.94	10.94	10.64	UFS
UFS-IBBL Shariah Unit Fund	9.73	9.73	9.43	UFS
VANGUARD Asset Management Limited	13.13	13.13	12.83	Vanguard AML
VIPB Accelerated Income Unit Fund	12.63	12.63	12.57	VIPB
VIPB Growth Fund	10.95	10.95	10.90	VIPB
VIPB Balanced Fund	10.87	10.87	10.82	VIPB
Zenith Annual Income Fund	14.77	14.77	14.77	Zenith

Disclaimer: This document has been prepared by EBL Securities Ltd. (EBLSL) for information only of its clients on the basis of the public ly available information in the market and own research. This document has been prepared for information purpose only and does not solicit any action based on the material contained herein and should not be construed as an offer or solicitation to buy or sell or subscribe to any security. Neither EBLSL nor any of its directors, shareholders, member of the management or employee represents or impliedly that the information or data of the sources used in the documents are genuine, accurate, complete, authentic and correct. However all reasonable care has been taken to ensure the accuracy of the contents of this document. EBLSL will not take any responsibility for any decisions made by investors based on the information herein.