

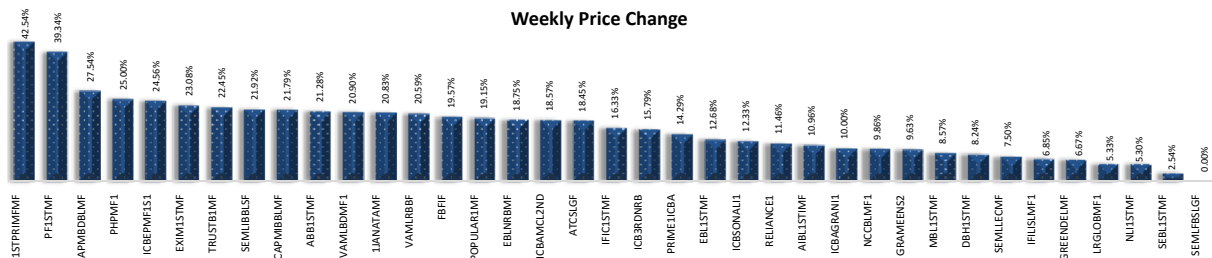
WEEKLY MUTUAL FUND UPDATE

Sunday, July 7, 2019

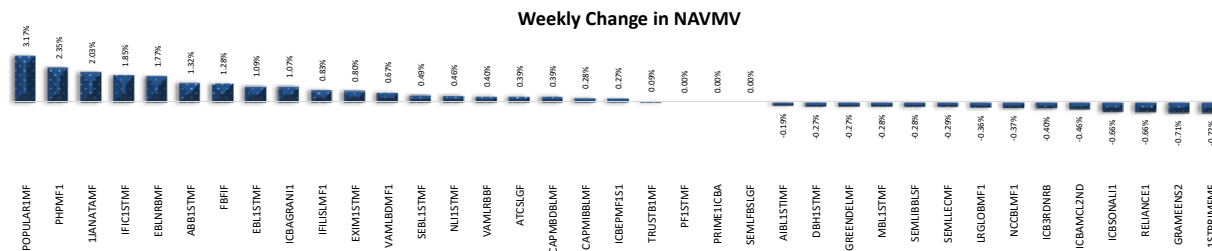
Company Name	Year End	Price	NAVMV	Price/NAV	EPU	Dividend			Dividend Yield	Weekly Volume	Weekly Turnover	Year of Redemption*
						2017	2018	2019				
AIMS of Bangladesh Ltd.												
GRAMENS2	June	14.8	19.61	75%	0.77	11%C, 4%	12%C		7.27%	1,453,134	20.12	2-Sep-23
RELIANCE1	June	10.7	13.53	79%	0.57	10%C	11%C		10.38%	3,898,193	39.50	7-Jul-21
Asian Tiger Capital Partners (BD) Ltd.												
ATCSLGF	June	12.2	12.86	95%	1.23	15.5%C	12%C		13.96%	1,488,473	16.37	30-Mar-25
Capital & Asset Portfolio Management												
CAPMBDBLMF	June	8.8	10.29	86%	0.44	2%C	7%C		8.97%	1,144,957	8.91	12-Jan-27
CAPMIBBLMF	June	9.5	10.82	88%	1.04		No Dividend			4,977,664	45.08	5-Mar-28
ICB Asset Management Company Ltd.												
1STPRIMFMF	December	19.1	11.03	173%	0.96	8.5%C	8.5%C		5.63%	7,384,308	113.14	14-Mar-29
ICB3RDNRB	June	6.6	7.39	89%	0.43	5%C	5%C		8.33%	1,098,907	6.76	24-May-20
ICBAGRANI1	June	7.7	9.42	82%	0.53		5.5%C		7.24%	444,961	3.19	8-Oct-27
ICBAMCL2ND	June	8.3	8.75	95%	0.53	6%C	6%C		8.00%	1,275,056	9.73	28-Oct-19
ICBEPMF1S1	June	7.1	7.50	95%	0.40	6%C	5.5%C		8.33%	3,129,099	20.16	18-Jan-20
ICBSONALI1	June	8.2	9.05	91%	0.63	7.5%C	7%C		8.43%	290,948	2.26	12-Jun-23
IFILISLMF1	June	7.8	8.53	91%	0.49	9%C	9%C		11.54%	590,123	4.41	22-Nov-20
PF1STMF	June	8.5	7.92	107%	0.56	5%C	5%C		7.69%	7,544,499	55.28	9-May-20
PRIME1ICBA	June	7.2	8.38	86%	0.61	7%C	7%C		10.14%	539,520	3.62	2-Feb-20
LR Global Bangladesh Asset Management Co. Ltd.												
AIBL1STMF	March	8.1	10.28	79%	0.79	7%C	8%C	8%C	9.41%	275,234	2.06	10-Jan-21
DBH1STMF	June	9.2	11.23	82%	0.83	5%C	9%C		5.26%	300,214	4.62	7-Feb-20
GREENDELMF	June	8.0	11.18	72%	0.63	5%C	9%C		10.34%	545,049	2.18	28-Sep-20
LRGLOBMF1	September	7.9	10.96	72%	0.36	7.8%C	5.50%		7.05%	362,278	2.78	19-Sep-21
MBL1STMF	March	7.6	10.7	71%	0.83	8%C	8%C	8%C	8.89%	492,280	3.55	8-Feb-21
NCCBLMF1	December	7.8	10.7	73%	0.52	10%C	6%C		11.24%	227,905	1.68	24-May-22
RACE Management PCL												
1JANATAMF	June	5.8	11.06	52%	0.57	2%C, 10%	2%C, 6%		3.23%	5,514,056	28.70	20-Sep-20
ABB1STMF	June	5.7	11.48	50%	0.40	3%C, 10%	2%C, 8%		3.33%	5,653,754	28.66	29-Jan-22
EBL1STMF	June	8.0	11.1	72%	0.53	2%C, 10%	2%C, 8%		2.67%	794,456	5.91	19-Aug-19
EBLNRBMF	June	5.7	10.91	52%	0.33	2%C, 10%	2%C, 7%		2.82%	859,973	4.43	23-May-21
EXIM1STMF	June	6.4	11.35	56%	0.53	2%C, 10%	2%C, 9%		2.99%	1,238,163	6.98	16-Jul-23
FBFIF	June	5.5	11.12	49%	0.23	2%C, 10%	2%C, 7%		3.70%	4,324,039	21.27	19-Mar-22
IFIC1STMF	June	5.7	11.01	52%	0.60	2%C, 10%	2%C, 5%		3.51%	2,555,777	12.93	1-Apr-20
PHPMF1	June	6.0	10.9	55%	0.52	2.5%C, 10%	3%C, 6%		4.84%	9,366,091	50.38	29-Nov-20
POPULAR1MF	June	5.6	11.06	51%	0.59	3.5%C, 10%	2%C, 5.5%		2.82%	3,833,674	19.38	19-Oct-20
TRUSTB1MF	June	6.0	11.19	54%	0.49	2%C, 10%	2%C, 8%		3.28%	4,744,289	25.42	27-Jan-20
Strategic Equity Management Ltd.												
SEMFLBSLGF	June	12.1	10.68	113%	0.04					2,291	0.02	4-Nov-28
SEMLIBLSF	June	8.9	10.52	85%	0.93	2.5%C	4%C		4.65%	1,037,931	7.97	11-Feb-27
SEMILLECMF	June	8.6	10.48	82%	1.08	10%C	7%C		8.33%	1,671,783	13.57	14-Jan-26
Vanguard Asset Management Ltd.												
VAMLBDMF1	September	8.1	10.48	77%	0.48	10%C	5%C		6.17%	203,754	1.46	17-Jan-26
VAMLRRBF	December	8.2	9.97	82%		12%C	5%C		11.76%	171,125	1.23	15-Nov-26
VIPB Asset Management Co. Ltd.												
NLI1STMF	June	13.9	15.23	91%	1.28	15%C	14%C		9.72%	800,922	10.99	27-Feb-22
SEBL1STMF	June	12.1	14.22	85%	1.19	13.5%C	13%C		9.42%	208,470	2.47	23-May-21

* Funds' tenure can be extended by 10 years under the condition that total tenure cannot exceed 20 years since inception and mutual funds will have the freedom to either terminate or convert to open end fund following its redemption.

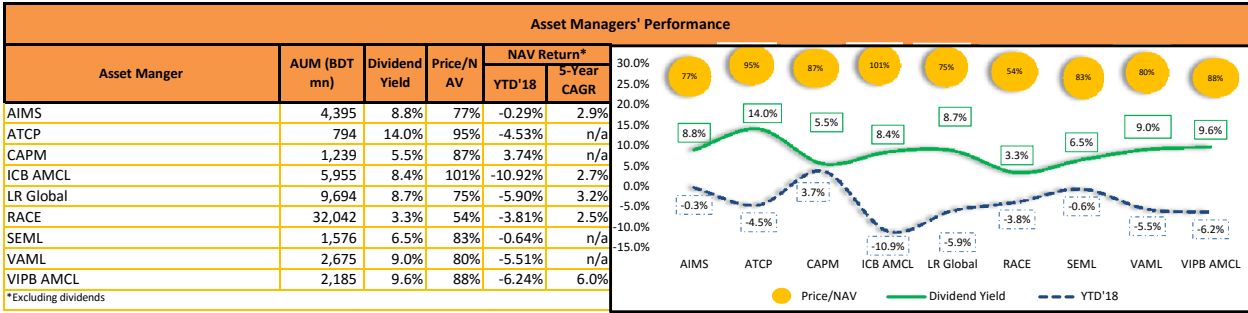
Weekly Price Change



Weekly Change in NAVMV



WEEKLY MUTUAL FUND UPDATE (CONT.D)



Open end Funds Information & Statistics

Name	NAV/Unit	Sale Price/Unit	Repurchase Price/Unit	Fund Manager
MTB Unit Fund	9.61	9.62	9.62	Alliance
Alliance Shandhani Life Unit Fund	10.17	10.00	10.00	Alliance
ATC Shariah Unit Fund	9.91	9.91	9.86	AT Capital
CAPM Unit Fund	117.40	117.40	115.90	CAPM
ICB AMCL Unit Fund	208.15	227.00	222.00	ICB AMCL
ICB AMCL Pension Holders' Unit Fund	193.59	195.00	190.00	ICB AMCL
Bangladesh Fund	88.15	98.00	95.00	ICB AMCL
ICB AMCL Converted First Unit Fund	9.48	10.30	10.00	ICB AMCL
ICB AMCL Islamic Unit Fund	9.02	10.10	9.80	ICB AMCL
ICB AMCL Second NRB Unit Fund	10.58	10.10	9.80	ICB AMCL
First ICB Unit Fund	9.30	10.00	9.70	ICB AMCL
Second ICB Unit Fund	10.32	11.00	10.70	ICB AMCL
Third ICB Unit Fund	10.75	11.30	11.00	ICB AMCL
Fourth ICB Unit Fund	10.09	10.90	10.60	ICB AMCL
Fifth ICB Unit Fund	10.48	11.10	10.80	ICB AMCL
Sixth ICB Unit Fund	11.34	11.90	11.60	ICB AMCL
Seventh ICB Unit Fund	11.04	11.90	11.60	ICB AMCL
Eighth ICB Unit Fund	10.30	11.00	10.70	ICB AMCL
HFAML UNIT FUND	9.40	9.40	9.10	HFAML
HFAML- ACME Employees Unit Fund	10.34	10.34	10.04	HFAML
ICL Balanced Fund	10.57	10.57	10.57	Impress
BCB ICL Growth Fund	10.08	10.08	10.08	Impress
LankaBangla 1st Balanced Unit Fund	10.81	10.81	10.81	LankaBangla
LankaBangla Al-Arafah Shariah Unit F	9.74	9.74	9.74	LankaBangla
NAM IBBL Islamic Unit Fund	10.15	10.15	9.95	NAML
Rupali Life Insurance First Mutual Fun	9.99	9.90	9.70	Prime Finance
Prime Financial First Unit Fund	102.33	100.00	97.00	Prime Finance
Prime Finance Second Mutual Fund	9.95	9.90	9.70	Prime Finance
Peninsula AMCL BDBL Unit Fund One	10.51	10.51	10.31	Peninsula
Peninsula Sadharan Bima Corporation	8.86	8.86	8.56	Peninsula
Shanta First Income Unit Fund	10.58	10.58	10.58	Shanta AMCL
UFS-Popular Life Unit Fund	10.83	10.27	9.97	UFS
UFS-Pragati Life Unit Fund	10.54	10.54	10.24	UFS
UFS-Bank Asia Unit Fund	10.12	10.12	9.82	UFS
UFS-Padma Life Islamic Unit Fund	9.95	9.95	9.65	UFS
UFS-IBBL Shariah Unit Fund	9.53	9.53	9.23	UFS
VIPB Accelerated Income Unit Fund	12.43	12.43	12.33	VIPB
VIPB Growth Fund	10.17	10.17	10.09	VIPB
Credence First Growth Fund	10.16	10.16	9.96	Credence AMCL
Credence First Shariah Unit Fund	10.24	10.24	10.04	Credence AMCL
IDLC Balanced Fund	10.76	10.76	10.76	IDLC AMCL
IDLC Growth Fund	10.74	10.74	10.74	IDLC AMCL
Zenith Annual Income Fund	11.23	11.23	11.23	Zenith
EDGE Bangladesh Mutual Fund	10.75	10.75	10.75	EDGE AMCL

Disclaimer: This document has been prepared by EBL Securities Ltd. (EBLSL) for information only of its clients on the basis of the publicly available information in the market and own research. This document has been prepared for information purpose only and does not solicit any action based on the material contained herein and should not be construed as an offer or solicitation to buy or sell or subscribe to any security. Neither EBLSL nor any of its directors, shareholders, member of the management or employee represents or warrants expressly or impliedly that the information or data of the sources used in the documents are genuine, accurate, complete, authentic and correct. However all reasonable care has been taken to ensure the accuracy of the contents of this document. EBLSL will not take any responsibility for any decisions made by investors based on the information herein.