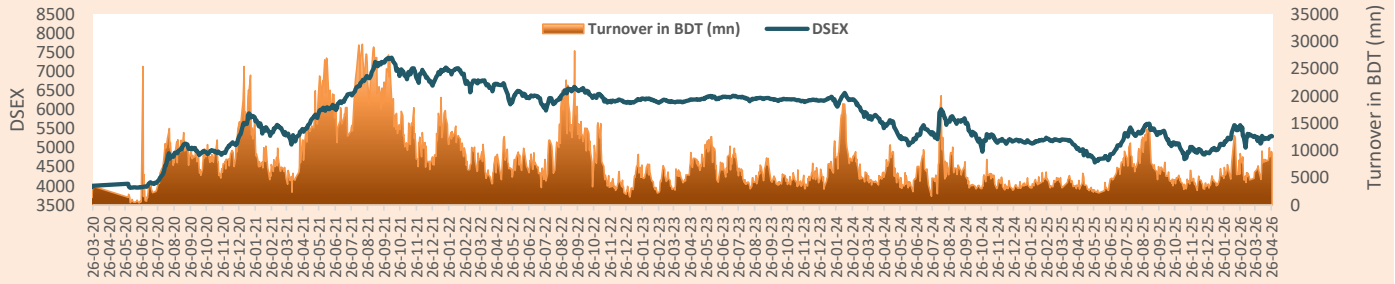


DAILY MARKET REVIEW

Monday, April 27, 2026

RECENT MARKET MOVEMENT



DSE MARKET SUMMARY

	Today	Yday	Point Change	Δ Daily	Δ 1 Month	Δ YTD	Δ 1 Year
DSEX	5,301	5,316	▼ (15.6)	-0.3%	0.5%	8.9%	7.0%
DS30	2,018	2,026	▼ (8.6)	-0.4%	1.0%	8.9%	10.2%
DSMEX (SME)	1,125	1,112	▲ 12.6	1.1%	11.7%	31.4%	21.6%
Market Cap (BDT bn)	6,838	6,877	▼ (39.0)	-0.6%	-1.6%	0.8%	3.0%
Turnover (BDT mn)	9,560	9,824	▼ (264.1)	-2.7%	47.9%	170.0%	110.7%
Total Trade	235,384	253,698	▼ (18,314.0)	-7.2%	18.7%	105.0%	84.0%
Volume (mn)	291	312	▼ (21.5)	-6.9%	-6.4%	148.3%	113.9%

CSE MARKET SUMMARY

	Today	Yday	Point Change	Daily	Δ 1 Month	Δ YTD	Δ 1 Year
CSCX	9,109	9,128	▼ (18.9)	-0.2%	0.9%	8.5%	7.8%
CASPI	14,841	14,876	▼ (35.8)	-0.2%	0.3%	9.0%	7.2%
Market Cap (BDT bn)	9,087	9,101	▼ (13.6)	-0.1%	0.9%	32.7%	30.9%
Turnover (BDT mn)	225	236	▼ (10.5)	-4.5%	-30.2%	325.3%	144.4%
Total Trade	1,715	1,907	▼ (192.0)	-10.1%	-12.8%	90.8%	-36.0%
Volume ('000)	6,591	7,842	▼ (1,250.7)	-15.9%	12.3%	562.4%	123.0%

TODAY'S MARKET COMMENTARY

The capital bourse retreated after a series of positive sessions as investors turned cautious and opted for reshuffling their portfolios considering the ongoing earnings season amid prevailing domestic cues and evolving geopolitical developments. DSEX, the broad index of the Dhaka Stock Exchange, declined by 15.6 points to settle at 5,301 points as against 5,316 points in the previous trading session. Despite a firm start and remaining afloat through mid-session, the market lost traction in the final hour as broad-based selling pressure outweighed early gains, ultimately dragging the indices into negative territory at the close. However, market turnover remained resilient, while slightly decreasing by 2.7% to BDT 9.5 billion from BDT 9.8 billion in the previous session. On the sectoral front, General Insurance (16.1%) accounted for the highest share of turnover, followed by Bank (13.0%) and Textile (11.6%) sectors. Sectors mostly displayed negative returns, out of which Ceramic (-2.0%), Paper (-1.3%) and Textile (-1.3%) exhibited the most corrections, while General Insurance (2.9%) stood as the only gainer on bourse today. Of the 397 issues traded, 102 advanced, 220 declined, and 74 remained unchanged. The port city bourse, CSE, also settled on a negative territory. The Selective Categories' Index (CSCX) and All Share Price Index (CASPI) lost 18.9 points and 35.8 points, respectively.

Sources: DSE, <http://www.dsebd.org>; <http://www.bloomberg.com>; EBL Research Team;

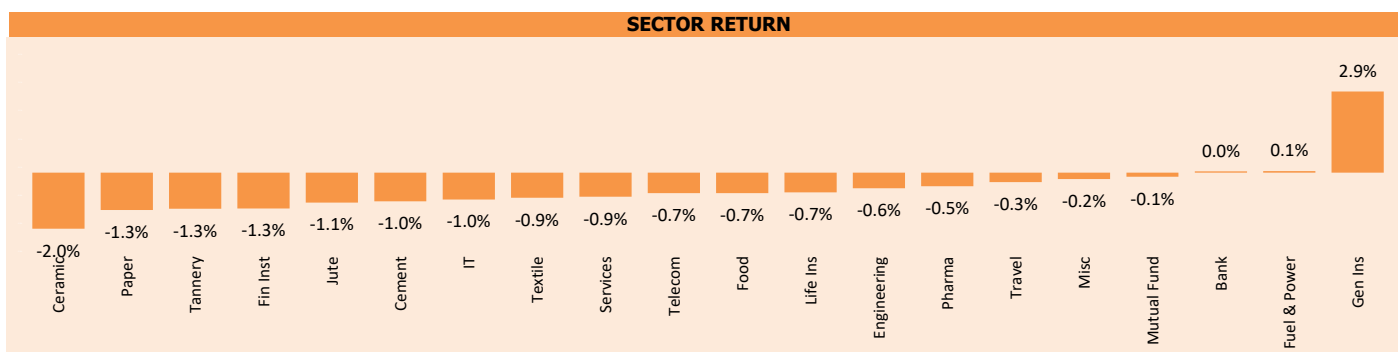
*Turnover includes block trade in DSE; **Return means Capital gain plus any dividend yield;

PE1=PE excludes stocks with negative earnings but includes MFs;

> Index Impact=Prev day closing index multiplied by Change in free float market cap multiplied by Last day free float market weight; >>Free float= Total holding-Sponsors-Gov.t holding;

MARKET VALUATION			SCRIP WISE PERFORMANCE			
	Today	Yday	Advanced	Declined	Unchanged	
Market P/NAVPS	1.20	1.20	↑ 102	↓ 220	— 74	
Market Fw. P/E ₁	10.95	11.03				

DAY'S SECTOR MOVEMENT							
Sector	Turnover (mn)	% of T/O	M. Cap (mn)	% of M. Cap	T.PE (x)	F. P/E (x)	P/NAV (x)
Bank	1,238.7	13.0%	719,070	21.1%	7.2	6.9	0.8
Cement	63.0	0.7%	87,321	2.6%	12.2	13.1	1.9
Ceramics	106.0	1.1%	18,385	0.5%	258.6	496.7	1.2
Engineering	1,083.1	11.3%	274,702	8.1%	31.9	16.7	0.8
Financial Institutions	87.5	0.9%	90,256	2.6%	11.0	18.2	n/a
Food & Allied	597.6	6.3%	227,479	6.7%	40.9	22.8	3.7
Fuel & Power	494.3	5.2%	276,862	8.1%	13.1	5.8	0.6
General Insurance	2,076.6	21.7%	103,787	3.0%	21.0	16.1	1.5
IT	284.3	3.0%	27,492	0.8%	32.3	21.4	1.6
Jute	4.7	0.0%	2,353	0.1%	18.0	29.7	n/a
Life Insurance	500.1	5.2%	51,670	1.5%	30.5	n/a	n/a
Miscellaneous	396.5	4.1%	212,712	6.2%	87.5	31.5	1.6
Mutual Fund	134.3	1.4%	25,463	0.7%	32.2	26.1	0.5
Paper & Printing	137.4	1.4%	21,062	0.6%	27.0	32.8	1.2
Pharma. & Chemicals	738.9	7.7%	561,652	16.5%	22.5	10.0	1.6
Services & Real Estate	183.0	1.9%	23,624	0.7%	15.7	14.6	1.0
Tannery	215.5	2.3%	23,674	0.7%	43.3	72.4	1.4
Telecommunication	68.0	0.7%	507,157	14.9%	11.1	13.2	3.4
Textile	1,108.3	11.6%	121,095	3.6%	22.9	17.7	0.8
Travel & Leisure	39.5	0.4%	31,730	0.9%	24.0	18.5	0.3
Equity Market	9,557.2	100.0%	3,407,547	100.0%			



TODAY'S INDEX (DSEX) PULLER ^{>}			TODAY'S INDEX (DSEX) DRAGGER ^{>}		
TICKER	%Δ in M.Cap	(+)ve Cont.	TICKER	%Δ in M.Cap	(-)ve Cont.
BRACBANK	1.1%	3.3	NBL	-4.8%	(2.2)
BSRMLTD	3.0%	1.5	SOUTHEASTB	-4.9%	(1.8)
JAMUNABANK	2.5%	1.3	EBL	-1.1%	(1.3)
GREENDELT	6.3%	1.0	ALARABANK	-2.0%	(1.1)
RELIANCINS	9.9%	1.0	GP	-0.8%	(1.1)
SPCL	5.1%	0.8	BATBC	-0.8%	(1.0)
UTTARABANK	1.2%	0.8	BXPBARMA	-0.7%	(1.0)
PRAGATIINS	5.1%	0.7	LHB	-1.0%	(0.8)
ONEBANKPLC	2.9%	0.6	ISLAMIBANK	-0.3%	(0.6)
DOMINAGE	3.3%	0.6	STANDBANKL	-3.9%	(0.6)

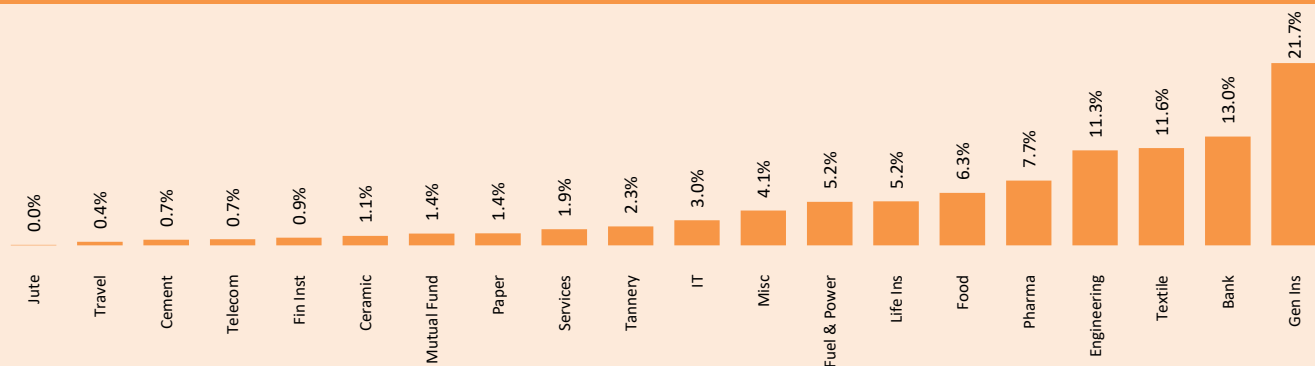
Sources: DSE, <http://www.dsebd.org>; <http://www.bloomberg.com>; EBLSL Research Team;

Note: Disclaimer has been annexed at the end of the report.

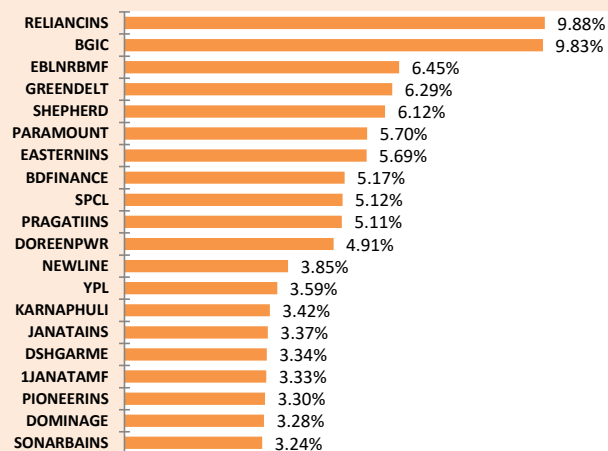
DAILY MARKET REVIEW

Monday, April 27, 2026

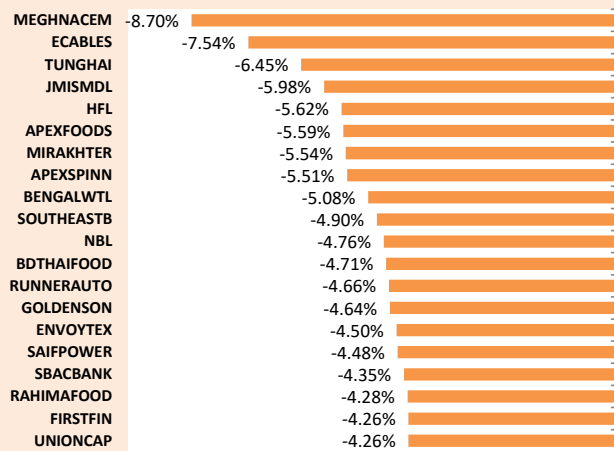
TURNOVER DISTRIBUTION



TOP GAINERS**



TOP LOSERS**



TOP 20 TURNOVER* (BDT mn)

TICKER	Turnover	% Turnover	Price
RELIANCINS	485.7	5.1%	81.2
CITYBANK	369.0	3.9%	33.3
LOVELLO	315.7	3.3%	85.3
DOMINAGE	305.7	3.2%	63.0
SHEPHERD	219.6	2.3%	15.6
SPCL	215.2	2.3%	55.4
SUNLIFEINS	188.2	2.0%	72.8
ASIATICLAB	180.1	1.9%	106.4
PEOPLESINS	174.7	1.8%	56.0
PTL	173.1	1.8%	64.1
APEXSPINN	149.5	1.6%	339.6
KBPPWBIL	135.8	1.4%	49.0
BRACBANK	130.3	1.4%	73.9
ACMEPL	126.1	1.3%	24.2
SAPORTL	125.6	1.3%	51.0
PIONEERINS	122.8	1.3%	65.7
PRAGATIINS	116.2	1.2%	78.2
JAMUNABANK	112.2	1.2%	24.6
ANWARGALV	95.0	1.0%	100.5
SINOBANGLA	86.8	0.9%	52.9

TOP MKT CAP (BDT mn)

Ticker	M. Cap (mn)	MKT. Weight	Price
GP	330,418	9.7%	244.7
SQURPHARMA	188,371	5.5%	212.5
ROBI	149,805	4.4%	28.6
BRACBANK	147,129	4.3%	73.9
WALTONHIL	123,392	3.6%	370.3
BATBC	118,692	3.5%	219.8
BEXIMCO	103,850	3.0%	110.1
MARICO	86,918	2.5%	2,759.3
UPGDCL	68,752	2.0%	118.6
BERGERPBL	67,958	2.0%	1,383.9
ISLAMIBANK	58,282	1.7%	36.2
LHB	57,140	1.7%	49.2
BXPBARMA	51,749	1.5%	116.0
CITYBANK	50,657	1.5%	33.3
RENATA	47,668	1.4%	415.6
PUBALIBANK	46,331	1.4%	35.6
EBL	44,364	1.3%	27.8
PRIMEBANK	41,067	1.2%	33.7
UNILEVERCL	40,306	1.2%	2,091.2
DUTCHBANGL	38,958	1.1%	40.3

