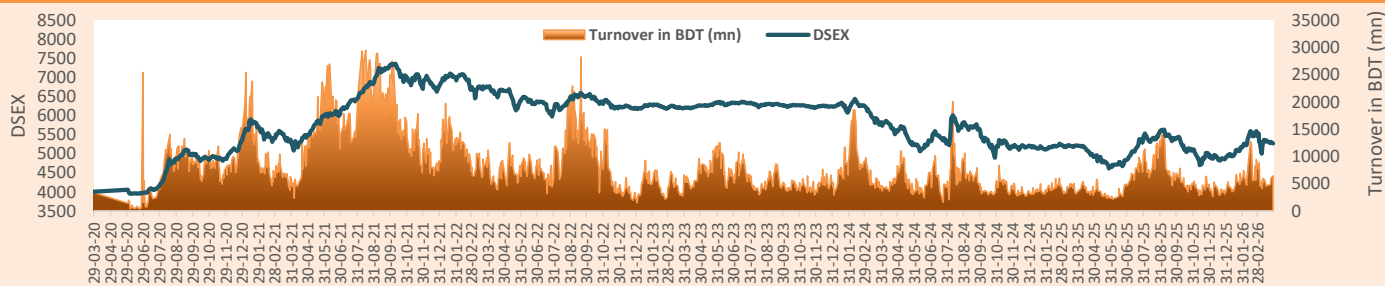


DAILY MARKET REVIEW

Sunday, March 29, 2026

RECENT MARKET MOVEMENT



DSE MARKET SUMMARY

	Today	Yday	Point Change	Δ Daily	Δ 1 Month	Δ YTD	Δ 1 Year
DSEX	5,272	5,316	▼ (44.2)	-0.83%	-5.9%	8.4%	1.0%
DS30	1,998	2,020	▼ (21.3)	-1.06%	-7.9%	7.8%	4.4%
DSMEX (SME)	1,007	988	▲ 19.2	1.9%	5.8%	17.6%	1.7%
Market Cap (BDT bn)	6,949	6,982	▼ (32.7)	-0.5%	-3.3%	2.5%	3.1%
Turnover (BDT mn)	6,464	6,038	▲ 426.1	7.1%	-31.8%	82.6%	105.2%
Total Trade	198,231	184,240	▲ 13,991.0	7.6%	-3.1%	72.7%	101.8%
Volume (mn)	310	360	▼ (49.5)	-13.8%	-0.6%	165.3%	140.9%

CSE MARKET SUMMARY

	Today	Yday	Point Change	Daily	Δ 1 Month	Δ YTD	Δ 1 Year
CSCX	9,029	9,102	▼ (72.8)	-0.8%	-5.8%	7.6%	2.1%
CASPI	14,802	14,915	▼ (112.8)	-0.8%	-5.1%	8.8%	1.8%
Market Cap (BDT bn)	9,005	9,032	▼ (26.3)	-0.3%	-1.6%	31.5%	28.3%
Turnover (BDT mn)	323	201	▲ 122.5	61.0%	65.3%	509.7%	353.2%
Total Trade	1,966	1,582	▲ 384.0	24.3%	-6.3%	118.7%	30.5%
Volume ('000)	5,870	6,158	▼ (288.6)	-4.7%	6.9%	489.9%	124.9%

TODAY'S MARKET COMMENTARY

The capital bourse failed to extend the recovery momentum as investors continued their cautious stance amid lingering uncertainties stemming from the Middle East conflict, triggering broad-based selloff across the trading board. DSEX, the broad index of the Dhaka Stock Exchange, declined by 44.2 points to settle at 5,272 points, as against 5,316 points in the previous trading session. The market opened on a dismal note as selling pressure remained predominant from the opening bell. Despite an attempt for partial recovery from the initial plunge, the market largely remained under sustained downward pressure throughout the session, with most scrips closing in negative territory. However, market turnover also increased by 7.1% to BDT 6.4 billion from BDT 6.0 billion in the previous session. On the sectoral front, Pharma (17.6%) issues exerted the highest turnover, followed by Engineering (12.9%) and Bank (9.9%) sectors. Sectors displayed mixed returns, out of which Paper (1.2%), Ceramic (0.7%) and Mutual Fund (0.5%) exhibited the most positive returns on the bourse today, while Travel (-1.9%), Bank (-1.4%) and Cement (-1.3%) exerted some correction. Out of the 397 issues traded, 114 advanced, 245 declined and 37 remained unchanged.

The port city bourse, CSE, also settled on a negative zone. The Selective Categories' Index (CSCX) and All Share Price Index (CASPI) lost 165.4 points and 245.9 points, respectively.

Sources: DSE, <http://www.dsebd.org>; <http://www.bloomberg.com>; EBLSL Research Team;

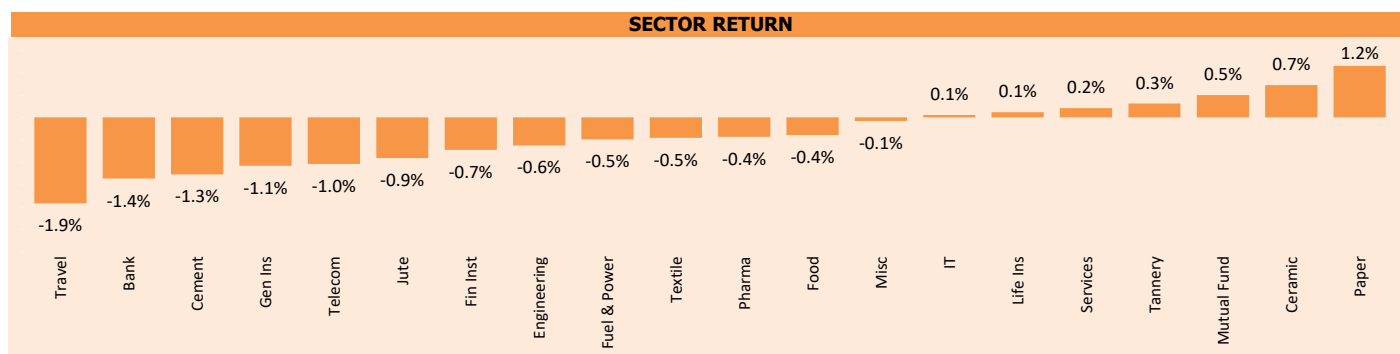
*Turnover includes block trade in DSE; **Return means Capital gain plus any dividend yield;

PE1=PE excludes stocks with negative earnings but includes MFs;

> Index Impact=Prev day closing index multiplied by Change in free float market cap multiplied by Last day free float market weight; >>Free float= Total holding-Sponsors-Govt holding;

MARKET VALUATION				SCRIP WISE PERFORMANCE			
	Today	Yday		Advanced	Declined	Unchanged	
Market P/NAVPS	1.21	1.21					
Market Fw. P/E ₁	11.02	11.10	↑	114	↓	245	— 37

DAY'S SECTOR MOVEMENT							
Sector	Turnover (mn)	% of T/O	M. Cap (mn)	% of M. Cap	T.PE (x)	F. P/E (x)	P/NAV (x)
Bank	639.2	9.9%	720,372	21.1%	7.9	7.3	0.8
Cement	63.7	1.0%	93,049	2.7%	13.2	13.4	2.0
Ceramics	172.8	2.7%	18,530	0.5%	255.6	500.6	1.2
Engineering	836.6	12.9%	271,347	8.0%	32.4	16.5	0.8
Financial Institutions	134.0	2.1%	95,569	2.8%	11.2	19.8	n/a
Food & Allied	566.1	8.8%	231,211	6.8%	37.0	22.4	3.8
Fuel & Power	206.4	3.2%	276,656	8.1%	13.5	5.8	0.6
General Insurance	277.0	4.3%	88,794	2.6%	17.9	14.9	1.3
IT	242.6	3.8%	25,085	0.7%	30.3	19.5	1.4
Jute	7.0	0.1%	2,391	0.1%	18.0	30.2	n/a
Life Insurance	282.0	4.4%	50,050	1.5%	29.7	n/a	n/a
Miscellaneous	347.4	5.4%	213,044	6.2%	86.1	31.5	1.7
Mutual Fund	338.5	5.2%	26,692	0.8%	23.5	33.3	0.6
Paper & Printing	202.7	3.1%	21,637	0.6%	27.9	33.6	1.3
Pharma. & Chemicals	1,137.5	17.6%	563,843	16.5%	21.9	10.0	1.6
Services & Real Estate	187.2	2.9%	23,094	0.7%	16.2	14.1	1.0
Tannery	65.4	1.0%	22,288	0.7%	42.7	68.2	1.4
Telecommunication	113.4	1.8%	514,025	15.1%	11.3	12.4	3.6
Textile	510.6	7.9%	119,389	3.5%	21.6	17.1	0.8
Travel & Leisure	130.4	2.0%	33,255	1.0%	25.3	19.4	0.3
Equity Market	6,460.5	100.0%	3,410,320	100.0%			



TODAY'S INDEX (DSEX) PULLER ^{>}				TODAY'S INDEX (DSEX) DRAGGER ^{>}			
TICKER	%Δ in M.Cap	(+)ve Cont.		TICKER	%Δ in M.Cap	(-)ve Cont.	
ASIATICLAB	4.5%	0.9		ISLAMIBANK	-2.4%	(6.3)	
DAFODILCOM	7.5%	0.6		BXPHERMA	-2.1%	(2.9)	
TECHNODRUG	8.9%	0.5		CITYBANK	-2.2%	(2.9)	
ACMEPL	5.7%	0.4		SQURPHARMA	-0.6%	(2.3)	
MPETROLEUM	1.0%	0.3		EBL	-1.8%	(2.1)	
GQBALLPEN	3.1%	0.3		BRACBANK	-0.7%	(2.1)	
BDTHAIFOOD	9.3%	0.3		ALARABANK	-2.9%	(1.9)	
POPULARLIF	3.7%	0.3		WALTONHIL	-1.0%	(1.6)	
GHAIL	4.2%	0.3		OLYMPIC	-1.7%	(1.3)	
LEGACYFOOT	4.4%	0.3		UCB	-2.1%	(1.1)	

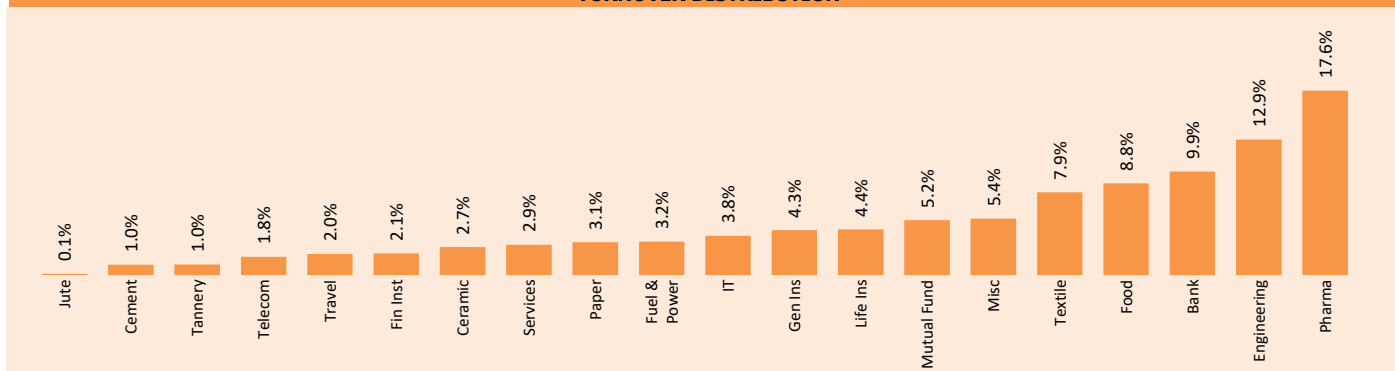
Sources: DSE, <http://www.dsebd.org>; <http://www.bloomberg.com>; EBLSL Research Team;

Note: Disclaimer has been annexed at the end of the report.


DAILY MARKET REVIEW

Sunday, March 29, 2026

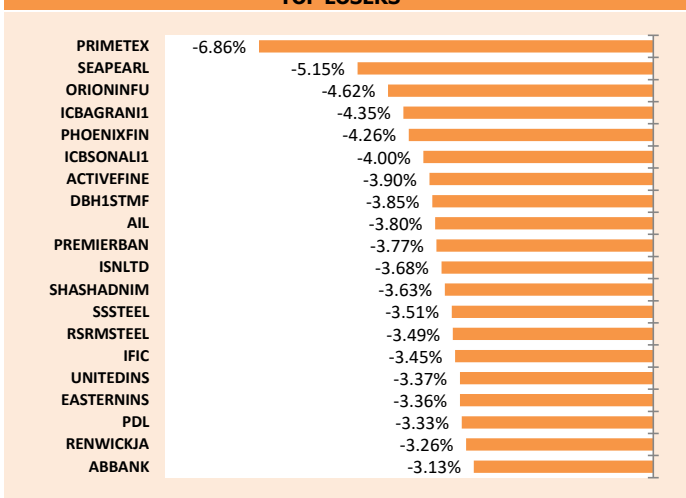
TURNOVER DISTRIBUTION



TOP GAINERS**



TOP LOSERS**



TOP 20 TURNOVER* (BDT mn)

TICKER	Turnover	% Turnover	Price
ACMEPL	237.7	3.7%	20.3
ORIONINFU	235.4	3.6%	343.0
BDTHAIFOOD	173.3	2.7%	18.8
SAPORTL	172.6	2.7%	48.7
TECHNODRUG	132.7	2.1%	33.0
DOMINAGE	127.8	2.0%	41.9
FINEFOODS	125.2	1.9%	465.4
GQBALLPEN	122.4	1.9%	550.3
CITYBANK	121.6	1.9%	30.6
KBPPWBIL	121.0	1.9%	48.2
ASIATICLAB	112.6	1.7%	74.0
SUNLIFEINS	106.5	1.6%	58.1
SPCERAMICS	105.4	1.6%	21.6
HAKKANIPUL	105.0	1.6%	80.6
SEAPEARL	98.8	1.5%	38.7
INTECH	98.6	1.5%	39.3
KAY&QUE	94.1	1.5%	464.9
BDAUTOCA	93.8	1.5%	185.1
ALARABANK	86.4	1.3%	16.8
RUNNERAUTO	82.2	1.3%	40.3

TOP MKT CAP (BDT mn)

Ticker	M. Cap (mn)	MKT. Weight	Price
GP	332,984	9.7%	246.6
SQURPHARMA	190,410	5.6%	214.8
ROBI	155,043	4.5%	29.6
BRACBANK	141,157	4.1%	70.9
WALTONHIL	126,258	3.7%	378.9
BATBC	122,094	3.6%	226.1
BEXIMCO	103,850	3.0%	110.1
MARICO	87,728	2.6%	2,785.0
BERGERPBL	68,719	2.0%	1,399.4
UPGDCL	68,694	2.0%	118.5
ISLAMIBANK	64,239	1.9%	39.9
LHB	61,088	1.8%	52.6
BXPHARMA	50,901	1.5%	114.1
RENATA	49,228	1.4%	429.2
PUBALIBANK	48,413	1.4%	37.2
CITYBANK	46,549	1.4%	30.6
EBL	42,927	1.3%	26.9
UNILEVERCL	41,719	1.2%	2,164.5
DUTCHBANGL	40,988	1.2%	42.4
PRIMEBANK	34,818	1.0%	30.0

