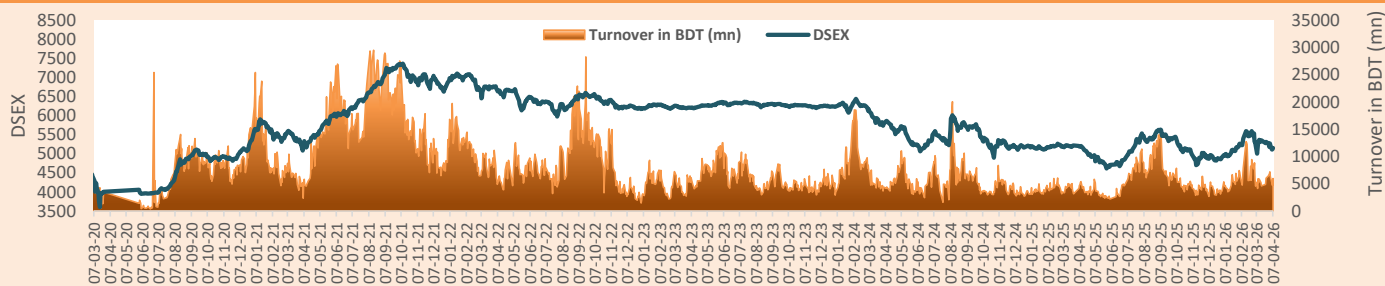


## DAILY MARKET REVIEW

Tuesday, April 7, 2026

### RECENT MARKET MOVEMENT



### DSE MARKET SUMMARY

	Today	Yday	Point Change	Δ Daily	Δ 1 Month	Δ YTD	Δ 1 Year
DSEX	5,157	5,123	▲ 34.3	0.67%	0.3%	6.0%	-0.8%
DS30	1,971	1,954	▲ 16.9	0.87%	-0.2%	6.4%	2.6%
DSMEX (SME)	1,127	1,092	▲ 35.3	3.2%	23.9%	31.7%	14.5%
Market Cap (BDT bn)	6,823	6,813	▲ 10.7	0.2%	-1.4%	0.6%	1.3%
Turnover (BDT mn)	5,970	4,708	▲ 1,262.2	26.8%	43.5%	68.6%	13.2%
Total Trade	168,809	149,305	▲ 19,504.0	13.1%	30.4%	47.0%	0.4%
Volume (mn)	243	181	▲ 62.1	34.3%	37.0%	107.6%	25.1%

### CSE MARKET SUMMARY

	Today	Yday	Point Change	Daily	Δ 1 Month	Δ YTD	Δ 1 Year
CSCX	8,867	8,861	▲ 5.5	0.1%	0.1%	5.6%	0.2%
CASPI	14,490	14,481	▲ 8.4	0.1%	0.0%	6.5%	-0.3%
Market Cap (BDT bn)	8,932	8,928	▲ 4.1	0.0%	0.0%	30.4%	26.7%
Turnover (BDT mn)	268	314	▼ (45.3)	-14.4%	-44.7%	406.2%	173.0%
Total Trade	1,460	1,339	▲ 121.0	9.0%	34.8%	62.4%	-28.7%
Volume ('000)	15,159	9,031	▲ 6,127.8	67.9%	64.5%	1423.5%	445.5%

### TODAY'S MARKET COMMENTARY

The capital market extended its upward trajectory, extending the momentum of last session, as renewed investor interest in beaten-down stocks pushed indices higher, while sentiment was buoyed by ceasefire talks surrounding the Middle East conflict. DSEX, the broad index of the Dhaka Stock Exchange, advanced 34.3 points to settle at 5,157 points as against 5,123 points in the previous trading session. Investors began the session cautiously, engaging in selective buying, however as buyers started to emerge on the trading floor driven by supportive domestic cues, confidence improved, prompting a more decisive buying activity pushing the indices to close higher. Meanwhile, market turnover increased by 26.8% to BDT 6.0 billion from BDT 4.7 billion in the previous session. On the sectoral front, Pharma (16.8%) accounted for the highest share of turnover, followed by Engineering (13.9%) and General Insurance (10.8%) sectors. Almost all the sectors displayed positive returns, out of which Ceramic (2.7%), Paper (2.1%) and Textile (1.8%) exhibited the most positive returns whereas, only Food (-0.2%) displayed the most corrections on the bourse today. Of the 397 issues traded, 274 advanced, 64 declined, and 58 remained unchanged.

The port city bourse, CSE, also settled on a positive territory. The Selective Categories' Index (CSCX) and All Share Price Index (CASPI) declined by 5.5 points and 8.4 points, respectively.

Sources: DSE, <http://www.dsebd.org>; <http://www.bloomberg.com>; EBLSL Research Team;

\*Turnover includes block trade in DSE; \*\*Return means Capital gain plus any dividend yield;

PE1=PE excludes stocks with negative earnings but includes MFs;

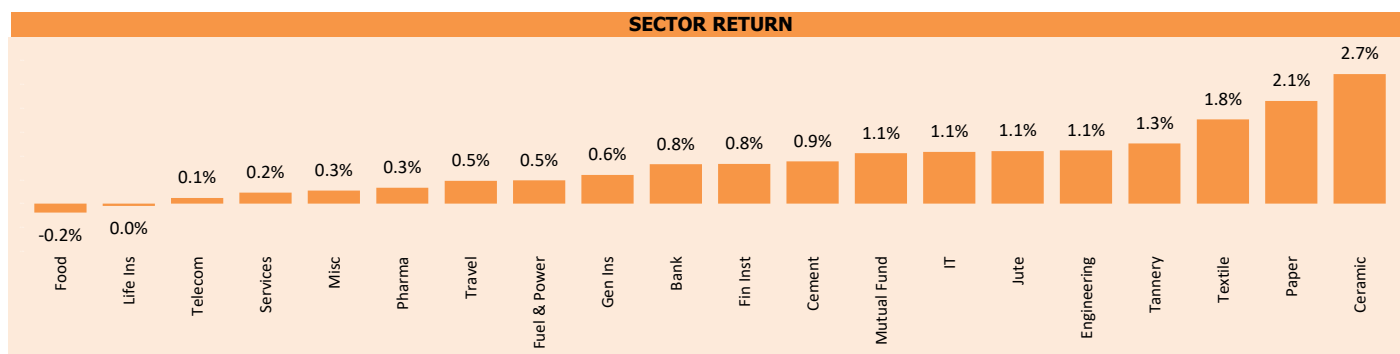
> Index Impact=Prev day closing index multiplied by Change in free float market cap multiplied by Last day free float market weight; >>Free float= Total holding-Sponsors-Govt holding;

## DAILY MARKET REVIEW

Tuesday, April 7, 2026

MARKET VALUATION				SCRIP WISE PERFORMANCE			
	Today	Yday		Advanced	Declined	Unchanged	
Market P/NAVPS	1.18	1.17					
Market Fw. P/E <sub>1</sub>	10.73	10.67	↑	274	↓	64	— 58

DAY'S SECTOR MOVEMENT								
Sector	Turnover (mn)	% of T/O	M. Cap (mn)	% of M. Cap	T.PE (x)	F. P/E (x)	P/NAV (x)	
Bank	387.5	6.5%	702,519	21.1%	7.7	7.0	0.8	
Cement	44.7	0.8%	90,690	2.7%	13.0	13.0	2.0	
Ceramics	81.2	1.4%	17,747	0.5%	246.3	479.4	1.2	
Engineering	827.0	13.9%	268,896	8.1%	32.7	16.4	0.8	
Financial Institutions	140.5	2.4%	91,660	2.8%	10.8	19.0	n/a	
Food & Allied	557.3	9.3%	222,352	6.7%	38.2	21.6	3.6	
Fuel & Power	128.6	2.2%	270,462	8.1%	13.1	5.6	0.6	
General Insurance	642.5	10.8%	88,794	2.7%	17.9	14.7	1.3	
IT	271.0	4.5%	25,510	0.8%	29.6	19.8	1.5	
Jute	2.7	0.0%	2,262	0.1%	16.9	28.6	n/a	
Life Insurance	246.7	4.1%	47,945	1.4%	28.6	n/a	n/a	
Miscellaneous	424.0	7.1%	212,223	6.4%	88.0	31.4	1.6	
Mutual Fund	128.6	2.2%	25,103	0.8%	22.2	31.3	0.5	
Paper & Printing	140.1	2.3%	21,014	0.6%	26.7	32.6	1.2	
Pharma. & Chemicals	1,002.1	16.8%	554,065	16.6%	22.7	9.8	1.5	
Services & Real Estate	136.7	2.3%	23,069	0.7%	16.0	14.1	0.9	
Tannery	94.0	1.6%	22,350	0.7%	42.7	68.4	1.4	
Telecommunication	83.2	1.4%	496,495	14.9%	10.9	11.9	3.5	
Textile	576.7	9.7%	116,639	3.5%	21.7	16.7	0.8	
Travel & Leisure	48.5	0.8%	31,985	1.0%	24.0	18.6	0.3	
Equity Market	5,963.6	100.0%	3,331,780	100.0%				



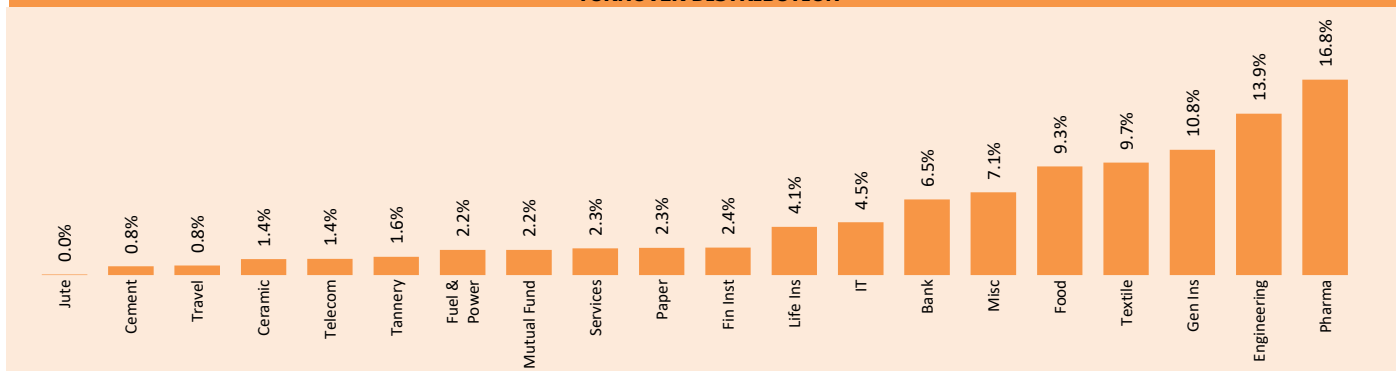
TODAY'S INDEX (DSEX) PULLER <sup>&gt;</sup>				TODAY'S INDEX (DSEX) DRAGGER <sup>&gt;</sup>			
TICKER	%Δ in M.Cap	(+)ve Cont.		TICKER	%Δ in M.Cap	(-)ve Cont.	
PRIMEBANK	7.4%	6.4		ALARABANK	-5.1%	(3.0)	
BRACBANK	1.3%	3.8		NBL	-2.2%	(1.1)	
CITYBANK	2.3%	2.9		ASIATICLAB	-2.5%	(0.6)	
ISLAMIBANK	0.8%	1.9		UCB	-1.1%	(0.6)	
LOVELLO	10.0%	1.8		OLYMPIC	-0.8%	(0.6)	
BXPHARMA	1.2%	1.7		GP	-0.4%	(0.5)	
LHB	1.0%	0.8		ABBANK	-1.8%	(0.3)	
RUNNERAUTO	9.8%	0.8		BATBC	-0.2%	(0.2)	
ACMEPL	9.9%	0.8		SINGERBD	-1.4%	(0.2)	
ROBI	1.1%	0.6		SQURPHARMA	0.0%	(0.2)	

Sources: DSE, <http://www.dsebd.org>; <http://www.bloomberg.com>; EBLSL Research Team;  
 Note: Disclaimer has been annexed at the end of the report.

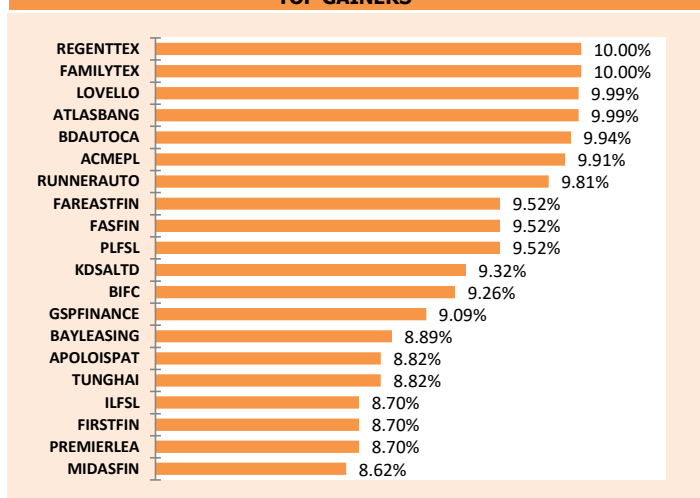
# DAILY MARKET REVIEW

Tuesday, April 7, 2026

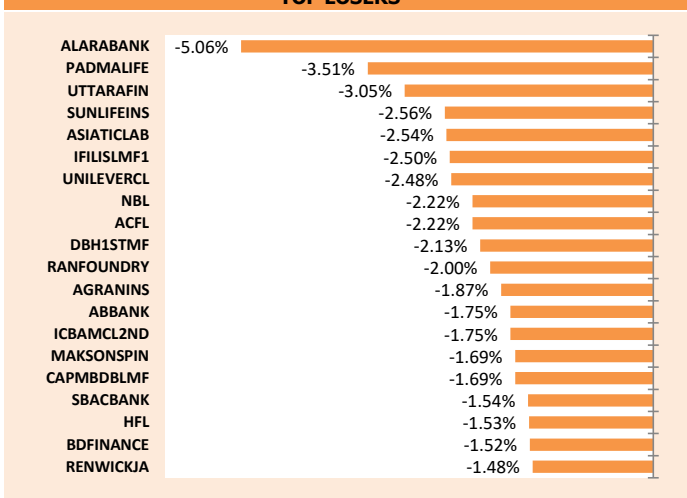
## TURNOVER DISTRIBUTION



### TOP GAINERS\*\*



### TOP LOSERS\*\*



### TOP 20 TURNOVER\* (BDT mn)

TICKER	Turnover	% Turnover	Price
LOVELLO	325.6	5.5%	74.9
ACMEPL	263.8	4.4%	23.3
KBPWBIL	214.2	3.6%	49.3
APEXSPINN	186.9	3.1%	243.1
TECHNODRUG	183.2	3.1%	37.3
ASIATICLAB	154.0	2.6%	84.4
CITYGENINS	149.1	2.5%	99.7
DOMINAGE	147.6	2.5%	48.7
KDSALTD	139.3	2.3%	46.9
SAPORTL	127.5	2.1%	50.2
GQBALLPEN	101.8	1.7%	593.2
BDAUTOCA	101.6	1.7%	201.3
ORIONINFU	101.1	1.7%	326.5
SIPLC	89.6	1.5%	67.7
HAKKANIPUL	81.8	1.4%	82.9
CLICL	79.9	1.3%	62.1
DAFODILCOM	77.5	1.3%	91.1
BNICL	75.4	1.3%	68.6
SUNLIFEINS	71.6	1.2%	60.9
SIMTEX	68.9	1.2%	23.7

### TOP MKT CAP (BDT mn)

Ticker	M. Cap (mn)	MKT. Weight	Price
GP	321,776	9.6%	238.3
SQURPHARMA	185,889	5.6%	209.7
ROBI	149,281	4.5%	28.5
BRACBANK	137,573	4.1%	69.1
WALTONHIL	123,892	3.7%	371.8
BATBC	115,128	3.4%	213.2
BEXIMCO	103,850	3.1%	110.1
MARICO	86,146	2.6%	2,734.8
BERGERPBL	68,051	2.0%	1,385.8
UPGDCL	66,491	2.0%	114.7
ISLAMIBANK	61,663	1.8%	38.3
LHB	59,695	1.8%	51.4
BXPHARMA	51,481	1.5%	115.4
RENATA	47,278	1.4%	412.2
PUBALIBANK	46,852	1.4%	36.0
CITYBANK	46,702	1.4%	30.7
EBL	41,970	1.3%	26.3
UNILEVERCL	40,667	1.2%	2,109.9
DUTCHBANGL	39,925	1.2%	41.3
PRIMEBANK	38,265	1.1%	31.4

