


**WEEKLY MUTUAL FUND UPDATE**  
Sunday, September 22, 2024

Company Name	Year End	Price	NAVMV	Price/NAV	EPU	Dividend				Dividend Yield	NAV Return 5-Years CAGR	Weekly Volume*	Weekly Turnover (in BDT mn)*	Year of Redemption
						2021	2022	2023	2024					
<b>AIMS of Bangladesh Ltd.</b>														
GRAMEENS2	June	13.7	17.79	77%	0.65	13% <b>C</b>	15% <b>C</b>	6.5% <b>C</b>	6.5% <b>C</b>	5.60%	-0.45%	2,439,957	32.82	2-Sep-28
RELIANC1	June	19.0	11.93	159%	0.40	10.5% <b>C</b>	10% <b>C</b>	5% <b>C</b>	4% <b>C</b>	2.09%	-	1,350,375	25.52	7-Jul-31
<b>Asian Tiger Capital Partners (BD) Ltd.</b>														
ATCSLGF	June	6.3	9.23	68%	-1.95	15.0% <b>C</b>	5% <b>C</b>	No Dividend	No Dividend	-	-	476,097	3.03	30-Mar-25
<b>Capitec Asset Management Limited</b>														
CAPITECGBF	June	10.0	9.46	106%	-0.73	-	-	-	No Dividend	-	-	6,954,366	71.99	17-Oct-33
<b>Capital &amp; Asset Portfolio Management</b>														
CAPMIBDLMF	June	6.7	8.91	75%	-1.56	13.0% <b>C</b>	8% <b>C</b>	6% <b>C</b>	No Dividend	-	0.98%	131,397	0.89	12-Jan-27
CAPMIBLBMF	June	8.8	8.96	98%	-1.57	13.5% <b>C</b>	8% <b>C</b>	6% <b>C</b>	No Dividend	-	-0.72%	365,033	3.22	5-Mar-28
<b>ICB Asset Management Company Ltd.</b>														
1STRPRMFMF	December	32.9	10.08	326%	-6.16	10% <b>C</b>	11% <b>C</b>	10% <b>C</b>	-	3.10%	8.68%	1,187,413	40.59	14-Mar-29
GLDNJMF	December	9.4	9.43	100%	-2.94	-	-	1.2% <b>C</b>	2.5% <b>C</b>	-	1.68%	6,424,955	63.06	21-Sep-32
ICB3RDNRB	June	4.6	8.12	57%	-1.74	7.0% <b>C</b>	5% <b>C</b>	3% <b>C</b>	No Dividend	-	5.43%	443,391	2.07	19-May-30
ICBAGRAN1	June	7.6	9.77	78%	-1.69	7.0% <b>C</b>	9% <b>C</b>	5% <b>C</b>	No Dividend	-	2.41%	22,651	0.18	8-Oct-27
ICBAMCL2ND	June	6.8	8.85	77%	-1.86	8.0% <b>C</b>	6% <b>C</b>	3% <b>C</b>	No Dividend	-	5.52%	147,013	1.00	28-Oct-29
ICBEPMF1S1	June	5.8	8.04	72%	-1.74	6.0% <b>C</b>	5% <b>C</b>	3% <b>C</b>	No Dividend	-	6.40%	54,152	0.31	9-Jan-30
ICBSONAL1	June	6.8	9.15	74%	-1.78	7.0% <b>C</b>	5% <b>C</b>	2.5% <b>C</b>	No Dividend	-	4.02%	1,971,943	13.44	12-Jun-23
IFILSLMF1	June	5.0	7.74	65%	0.00	4.0% <b>C</b>	4% <b>C</b>	3% <b>C</b>	No Dividend	-	2.09%	120,074	0.60	10-Nov-30
PF1STMF	June	5.8	8.15	71%	-2.09	6.0% <b>C</b>	5% <b>C</b>	3% <b>C</b>	No Dividend	-	4.59%	372,822	2.15	3-May-30
PRIME1ICBA	June	5.2	8.54	61%	-1.77	7.5% <b>C</b>	5% <b>C</b>	3% <b>C</b>	No Dividend	-	5.17%	518,169	2.71	24-Jan-30
<b>LR Global Bangladesh Asset Management Co. Ltd.</b>														
ABL1STMF	March	7.8	9.54	82%	0.09	12.25% <b>C</b>	10% <b>C</b>	0.60% <b>C</b>	0.60% <b>C</b>	0.82%	-2.38%	1,570,460	12.10	9-Jan-31
DBH1STMF	June	5.1	9.19	55%	-1.47	12% <b>C</b>	7% <b>C</b>	3% <b>C</b>	-	4.35%	-1.75%	244,507	1.24	6-Feb-30
GREENDELMF	June	4.0	9.31	43%	-1.27	12% <b>C</b>	7% <b>C</b>	1.5% <b>C</b>	-	2.17%	-1.97%	1,316,973	5.28	27-Sep-30
LRGLOBMF1	September	4.1	9.15	45%	-1.78	15.10% <b>C</b>	6% <b>C</b>	3% <b>C</b>	-	4.69%	-0.23%	522,194	2.17	18-Sep-31
MBL1STMF	March	4.6	9.25	50%	0.14	11.5% <b>C</b>	10% <b>C</b>	4.25% <b>C</b>	4.25% <b>C</b>	6.44%	-2.21%	536,916	2.42	7-Feb-31
NCCBLMF1	December	5.7	9.97	57%	-1.83	12% <b>C</b>	6% <b>C</b>	4.5% <b>C</b>	-	5.49%	3.31%	60,210	0.34	23-May-32
<b>RACE Management PCL</b>														
1JANATAMF	June	3.5	8.05	43%	-2.24	13% <b>C</b>	7% <b>C</b>	No Dividend	No Dividend	-	-4.15%	808,966	2.89	19-Sep-30
ABB1STMF	June	3.7	9.34	40%	-1.60	8% <b>C</b>	7% <b>C</b>	5% <b>C</b>	-	9.62%	-1.13%	3,466,957	12.52	10-Jan-32
EBL1STMF	June	4.0	8.53	47%	-1.89	13% <b>C</b>	6% <b>C</b>	No Dividend	No Dividend	-	-2.94%	545,764	2.19	18-Aug-29
EBLNRBMF	June	3.8	8.73	44%	-2.01	6% <b>C</b>	11% <b>C</b>	7% <b>C</b>	-	10.77%	0.09%	1,539,701	6.20	15-May-31
EXIM1STMF	June	3.6	8.63	42%	-1.91	7.5% <b>C</b>	7% <b>C</b>	3% <b>C</b>	No Dividend	-	-2.60%	1,121,701	4.09	26-Jun-33
FBIF	June	3.8	8.69	44%	-1.82	4% <b>C</b>	6% <b>C</b>	5% <b>C</b>	No Dividend	-	-1.86%	2,392,309	8.65	21-Feb-32
IFIC1STMF	June	3.5	9.01	39%	-1.79	7.5% <b>C</b>	7% <b>C</b>	No Dividend	No Dividend	-	-1.80%	2,173,989	7.69	31-Mar-30
PHMFM1	June	3.5	8.88	39%	-1.97	8.5% <b>C</b>	7% <b>C</b>	2% <b>C</b>	-	3.85%	-1.01%	1,710,279	5.93	24-Nov-30
POPULAR1MF	June	3.5	8.74	40%	-2.04	8.5% <b>C</b>	7% <b>C</b>	2.5% <b>C</b>	-	4.90%	-1.20%	1,662,297	5.64	18-Oct-30
TRUST1MF	June	3.9	8.62	45%	-1.96	9% <b>C</b>	7% <b>C</b>	5% <b>C</b>	No Dividend	-	-2.56%	3,358,623	12.81	26-Jan-30
<b>Strategic Equity Management Ltd.</b>														
SEMIFBSLGF	June	5.4	9.71	56%	-0.88	15% <b>C</b>	15% <b>C</b>	1% <b>C</b>	No Dividend	1.19%	-1.11%	166,575	0.90	4-Nov-28
SEMIBLSLF	June	6.7	10.11	66%	-0.64	10% <b>C</b>	6% <b>C</b>	4.5% <b>C</b>	No Dividend	-	-0.23%	363,926	2.52	11-Feb-27
SEMILECMF	June	6.4	10.09	63%	-0.70	15% <b>C</b>	5% <b>C</b>	5% <b>C</b>	No Dividend	5.49%	-0.09%	985,178	6.21	14-Jan-26
<b>Vanguard Asset Management Ltd.</b>														
VAMLBDMF1	September	5.4	9.88	55%	-2.25	15% <b>C</b>	5% <b>C</b>	2% <b>C</b>	-	2.74%	1.63%	90,649	0.49	17-Jan-26
VAMLRBFB	December	5.1	9.47	54%	-2.54	10% <b>C</b>	No Dividend	0.8% <b>C</b>	-	1.05%	3.49%	51,697	0.27	15-Nov-26


\*Turnover and Volume include block trades in DSE.

**Asset Managers' Performance**




\*Excluding Dividends

**Weekly Price Change**



**Weekly Change in NAVMV**



Open end Funds Information & Statistics						
Name	NAV/Unit	Sale Price/Unit	Repurchase Price/Unit	Latest Dividend	Fund Manager	
1st ACACIA SRIM SME Growth Unit Fund	15.15	15.15	15.15	15.15	ACACIA SRIM Ltd.	
MTB Unit Fund	10.43	10.40	10.10		Alliance Capital Asset Management Ltd.	
Alliance Shandhani Life Unit Fund	8.96	8.95	8.65		Alliance Capital Asset Management Ltd.	
ATC Shariah Unit Fund	10.02	10.02	9.97		Asian Tiger Capital Partners	
AAML Unit Fund	10.92	10.92	10.92		Assurance Asset Management Ltd	
CandleStone Rupali Bank Growth Fund	7.76	7.76	7.76		CandleStone Investments Partner Limited	
CAPM Unit Fund	89.64	89.64	89.24		Capital & Asset Portfolio Management	
CAPITEC PADMA P.F. SHARIAH UNIT FUND	8.56	8.56	8.22		Capitec Asset Management Limited	
CAPITEC POPULAR LIFE UNIT FUND	9.18	9.18	8.81		Capitec Asset Management Limited	
CAPITEC-IBBL SHARIAH UNIT FUND	8.32	8.32	7.99		Capitec Asset Management Limited	
CONSTELLATION UNIT FUNDS	-	-	-		Constellation AMC Ltd.	
Credence First Growth Fund	9.08	9.08	8.88		Credence Asset Management Ltd.	
Credence First Shariah Unit Fund	10.41	10.41	10.21		Credence Asset Management Ltd.	
CWT Emerging Bangladesh First Growth Fund	14.27	13.97	13.97		CWT Asset Management Company Ltd.	
CWT Opportunities Fund	10.42	10.12	10.12		CWT Asset Management Company Ltd.	
CWT Sadharan Bima Growth Fund	12.62	12.22	12.22		CWT Asset Management Company Ltd.	
CWT Community Bank Shariah Fund	10.59	10.59	10.49		CWT Asset Management Company Ltd.	
EBL AML 1st Unit Fund	9.52	9.52	9.52		EBL Asset Management Ltd.	
EDGE Bangladesh Mutual Fund	11.71	11.71	11.71		EDGE Asset Management Ltd.	
EDGE AMC Growth Fund	12.39	12.39	12.39		EDGE Asset Management Ltd.	
EDGE High Quality Income Fund	11.10	11.10	11.10		EDGE Asset Management Ltd.	
EDGE Al-Amin Shariah Consumer Fund	10.18	10.18	10.18		EDGE Asset Management Ltd.	
Ekush First Unit Fund	13.08	13.08	13.08		Ekush Wealth Management Limited	
Ekush Growth Fund	10.97	10.97	10.97		Ekush Wealth Management Limited	
Ekush Stable Return Fund	11.46	11.46	11.46		Ekush Wealth Management Limited	
HFAML- ACME Employees Unit Fund	9.03	9.03	8.73		HF Asset Management Ltd.	
HFAML UNIT FUND	8.48	8.48	8.18		HF Asset Management Ltd.	
HFAML Shariah Unit Fund	9.11	9.11	8.91		HF Asset Management Ltd.	
ICB AMCL Unit Fund	204.53	208.00	205.00		ICB Asset Management Company Ltd.	
ICB AMCL Pension Holders Unit Fund	185.06	189.00	186.00		ICB Asset Management Company Ltd.	
Bangladesh Fund	88.57	92.00	89.00		ICB Asset Management Company Ltd.	
ICB AMCL Converted First Unit Fund	9.76	10.10	9.80		ICB Asset Management Company Ltd.	
ICB AMCL Islamic Unit Fund	8.62	8.70	8.40		ICB Asset Management Company Ltd.	
First ICB Unit Fund	8.98	9.10	8.80		ICB Asset Management Company Ltd.	
Second ICB Unit Fund	11.29	11.50	11.20		ICB Asset Management Company Ltd.	
Third ICB Unit Fund	9.96	9.90	9.60		ICB Asset Management Company Ltd.	
Fourth ICB Unit Fund	9.53	9.70	9.40		ICB Asset Management Company Ltd.	
Fifth ICB Unit Fund	9.88	10.00	9.70		ICB Asset Management Company Ltd.	
Sixth ICB Unit Fund	9.38	9.50	9.20		ICB Asset Management Company Ltd.	
Seventh ICB Unit Fund	10.64	10.80	10.50		ICB Asset Management Company Ltd.	
Eighth ICB Unit Fund	10.39	10.50	10.20		ICB Asset Management Company Ltd.	
ICB AMCL Second NRB Unit Fund	9.26	9.40	9.10		ICB Asset Management Company Ltd.	
ICB AMCL ShotoBORsho Unit Fund	8.42	8.40	8.10		ICB Asset Management Company Ltd.	
IDLC Balanced Fund	10.43	10.43	10.43		IDLC Asset Management Ltd.	
IDLC Growth Fund	11.37	11.37	11.37		IDLC Asset Management Ltd.	
IDLC Asset Management Shariah Fund	10.14	10.14	10.14		IDLC Asset Management Ltd.	
IDLC Income fund	10.70	10.70	10.70		IDLC Asset Management Ltd.	
ICL Balanced Fund	11.65	11.65	11.65		Impress Capital Limited	
BCB ICL Growth Fund	11.86	11.86	11.86		Impress Capital Limited	
Esquire ICL Apparel Fund	13.25	13.25	13.25		Impress Capital Limited	
ICL INCLT Shariah Fund	10.14	10.14	10.14		Impress Capital Limited	
Joytun 1st Unit Fund	7.15	7.15	7.15		Joytun Asset Management Ltd.	
LankaBangla 1st Balanced Unit Fund	10.95	10.95	10.95		LankaBangla Asset Management Company Ltd.	
LankaBangla Al-Arafah Shariah Unit Fund	9.30	9.30	9.30		LankaBangla Asset Management Company Ltd.	
LB Gratuity Opportunities Fund	10.17	10.17	10.17		LankaBangla Asset Management Company Ltd.	
LB Gratuity Wealth Builder Fund	9.31	9.31	9.31		LankaBangla Asset Management Company Ltd.	
NAM IBBL Islamic Unit Fund	6.70	6.70	6.60		National Asset Management Ltd.	
Peninsula AMCL DBDL Unit Fund One	10.51	10.51	10.31		Peninsula Asset Management Company Ltd.	
Peninsula Sadharan Bima Corporation Unit Fund One	9.12	9.12	8.92		Peninsula Asset Management Company Ltd.	
Peninsula Balanced Fund	11.00	11.00	10.80		Peninsula Asset Management Company Ltd.	
Prime Finance Second Mutual Fund	8.65	8.60	8.60		Prime Finance Asset Management Company Ltd.	
Prime Financial First Unit Fund	86.06	86.00	86.00		Prime Finance Asset Management Company Ltd.	
Rupali Life Insurance First Mutual Fund	7.70	7.70	7.70		Prime Finance Asset Management Company Ltd.	
RACE Financial Inclusion Unit Fund	9.65	9.65	9.65		Bangladesh RACE Management PCL	
RACE Special Opportunities Unit Fund	7.77	7.77	7.77		Bangladesh RACE Management PCL	
RBIMCO BGFH Fund	-	-	-		Royal Bengal Investment Management Company	
SAML Income Unit Fund	11.59	11.59	11.59		Shahjalal Asset Management Ltd.	
Sandhani AML SLIC Fixed Income Fund	11.19	11.19	11.19		Sandhani Asset Management Limited	
Shanta Amanah Shariah Fund	9.90	9.90	9.90		Shanta Asset Management Company Ltd.	
Shanta First Income Unit Fund	10.77	10.77	10.77		Shanta Asset Management Company Ltd.	
Shanta Fixed Income Fund	10.72	10.72	10.72		Shanta Asset Management Company Ltd.	
UCB AML First Mutual Fund	10.63	10.63	10.63		UCB Asset Management Limited	
UCB Taqwa Growth Fund	10.51	10.51	10.51		UCB Asset Management Limited	
UCB Income Plus Fund	11.11	11.11	11.11		UCB Asset Management Limited	
UFS-Popular Life Unit Fund	-	-	-		Universal Financial Solutions Limited	
UFS-Pragati Life Unit Fund	-	-	-		Universal Financial Solutions Limited	
UFS-Padma Life Islamic Unit Fund	-	-	-		Universal Financial Solutions Limited	
UFS-Bank Asia Unit Fund	-	-	-		Universal Financial Solutions Limited	
UFS-IBBL Shariah Unit Fund	-	-	-		Universal Financial Solutions Limited	
VANGUARD AML GROWTH FUND	12.05	12.05	11.75		Vanguard Asset Management Ltd.	
VIPB Accelerated Income Unit Fund	11.56	11.56	11.51		VIPB Asset Management	
VIPB Growth Fund	11.46	11.46	11.40		VIPB Asset Management	
VIPB Balanced Fund	11.60	11.60	11.54		VIPB Asset Management	
VIPB SEBL 1st Unit Fund	10.95	10.95	10.90		VIPB Asset Management	
VIPB NLI 1st Unit Fund	10.22	10.22	10.17		VIPB Asset Management	
VIPB Fixed Income Fund	10.01	10.01	10.01		VIPB Asset Management	
Zenith Annual Income Fund	10.33	10.33	10.33		Zenith Investments Limited	

Disclaimer: This document has been prepared by EBL Securities Ltd. (EBLSL) for information only of its clients on the basis of the publicly available information in the market and own research. This document has been prepared for information purpose only and does not solicit any action based on the material contained herein and should not be construed as an offer or solicitation to buy or sell or subscribe to any security. Neither EBLSL nor any of its directors, shareholders, member of the management or employee represents or warrants expressly or impliedly that the information or data of the sources used in the documents are genuine, accurate, complete, authentic and correct. However all reasonable care has been taken to ensure the accuracy of the contents of this document. EBLSL will not take any responsibility for any decisions made by investors based on the information herein.